

**SCHNEIDER**  
MOTOBOMBAS

## CATÁLOGO TÉCNICO



Série

**FiT**

Franklin  
Industrial  
Technology

**MANCAIS**



Franklin Electric

# Índice

Informações gerais .....	03
Envelope de curvas .....	04
Tabelas de Seleção .....	05
Dimensões do produto .....	08
Curvas 3.500 rpm - 050-032-160 .....	10
Curvas 3.500 rpm - 050-032-200 .....	11
Curvas 3.500 rpm - 065-040-125 .....	12
Curvas 3.500 rpm - 065-040-160 .....	13
Curvas 3.500 rpm - 065-040-200 .....	14
Curvas 3.500 rpm - 065-040-250 .....	15
Curvas 3.500 rpm - 080-050-125 .....	16
Curvas 3.500 rpm - 080-050-160 .....	17
Curvas 3.500 rpm - 080-050-200 .....	18
Curvas 3.500 rpm - 080-050-250 .....	19
Curvas 3.500 rpm - 100-065-125 .....	20
Curvas 3.500 rpm - 100-065-160 .....	21
Curvas 3.500 rpm - 100-065-200 .....	22
Curvas 3.500 rpm - 100-065-250 .....	23
Curvas 3.500 rpm - 125-080-160 .....	24
Curvas 3.500 rpm - 125-080-200 .....	25
Curvas 3.500 rpm - 125-080-250 .....	26
Curvas 3.500 rpm - 125-100-160 .....	27
Curvas 3.500 rpm - 125-100-200 .....	28
Curvas 1.750 rpm - 050-032-200 .....	29
Curvas 1.750 rpm - 065-040-125 .....	30
Curvas 1.750 rpm - 065-040-160 .....	31
Curvas 1.750 rpm - 065-040-200 .....	32
Curvas 1.750 rpm - 065-040-250 .....	33
Curvas 1.750 rpm - 080-050-125 .....	34
Curvas 1.750 rpm - 080-050-160 .....	35
Curvas 1.750 rpm - 080-050-200 .....	36
Curvas 1.750 rpm - 080-050-250 .....	37
Curvas 1.750 rpm - 100-065-125 .....	38
Curvas 1.750 rpm - 100-065-160 .....	39
Curvas 1.750 rpm - 100-065-200 .....	40
Curvas 1.750 rpm - 100-065-250 .....	41
Curvas 1.750 rpm - 125-080-160 .....	42
Curvas 1.750 rpm - 125-080-200 .....	43
Curvas 1.750 rpm - 125-080-250 .....	44
Curvas 1.750 rpm - 125-100-160 .....	45
Curvas 1.750 rpm - 125-100-200 .....	46
Componentes do produto - 050-032-160 .....	47
Componentes do produto - 050-032-200 .....	48
Componentes do produto - 065-040-125 .....	49
Componentes do produto - 065-040-160 .....	50
Componentes do produto - 065-040-200 .....	51
Componentes do produto - 065-040-250 .....	52
Componentes do produto - 080-050-125 .....	53
Componentes do produto - 080-050-160 .....	54
Componentes do produto - 080-050-200 .....	55
Componentes do produto - 080-050-250 .....	56
Componentes do produto - 100-065-125 .....	57
Componentes do produto - 100-065-160 .....	58
Componentes do produto - 100-065-200 .....	59
Componentes do produto - 100-065-250 .....	60
Componentes do produto - 125-080-160 .....	61
Componentes do produto - 125-080-200 .....	62
Componentes do produto - 125-080-250 .....	63
Componentes do produto - 125-100-160 .....	64
Componentes do produto - 125-100-200 .....	65
Opções de Selo Mecânico .....	66
Informações para pedido - Modelos Mancais .....	67
Informações para pedido - Kit Contraflanges .....	69
Informações para pedido - Kit Acoplamento .....	69
Informações para pedido - Kit Chumbadores .....	70

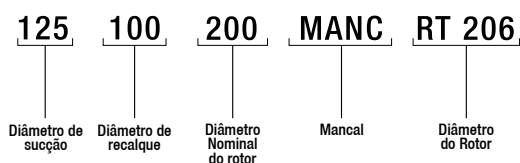


Bombas para líquidos limpos ou turvos sem sólidos em suspensão.

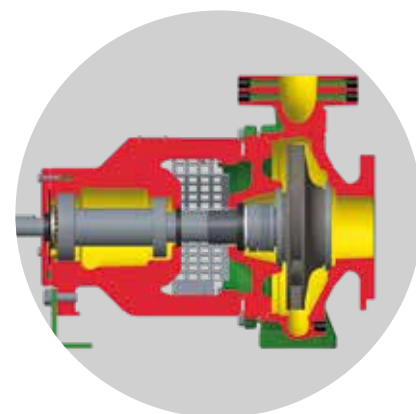
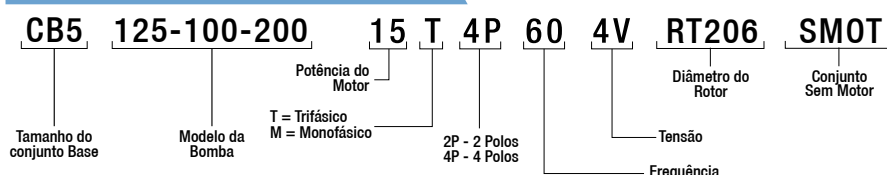
### ESPECIFICAÇÃO DO PRODUTO

Bombas Centrífugas Horizontais Mancais, corpo espiral back pull-out bipartido, monoestágio, rotor fechado de fluxo radial, bocal de sucção e recalque flangeados, vedação do eixo através de bucha e selo mecânico, lubrificação do mancal de rolamentos através de óleo; atendendo as especificações técnicas da norma ISO 5199, dimensões e performance conforme ISO 2858.

### NOMENCLATURA FIT



### NOMENCLATURA FIT COM BASE



### APLICAÇÕES

- Abastecimento de água
- Ar condicionado
- Instalações prediais e industriais
- Sistemas de refrigeração
- Sistemas de prevenção e combate a incêndio
- Irrigação

#### APLICAÇÕES ESPECIAIS:

- Para bombeamento de água acima de 70 °C, utilize selo mecânico de Viton®.
- Para bombeamento de fluidos com características diferentes da especificada acima, consulte a Fábrica.

### DETALHES TÉCNICOS DO PRODUTO

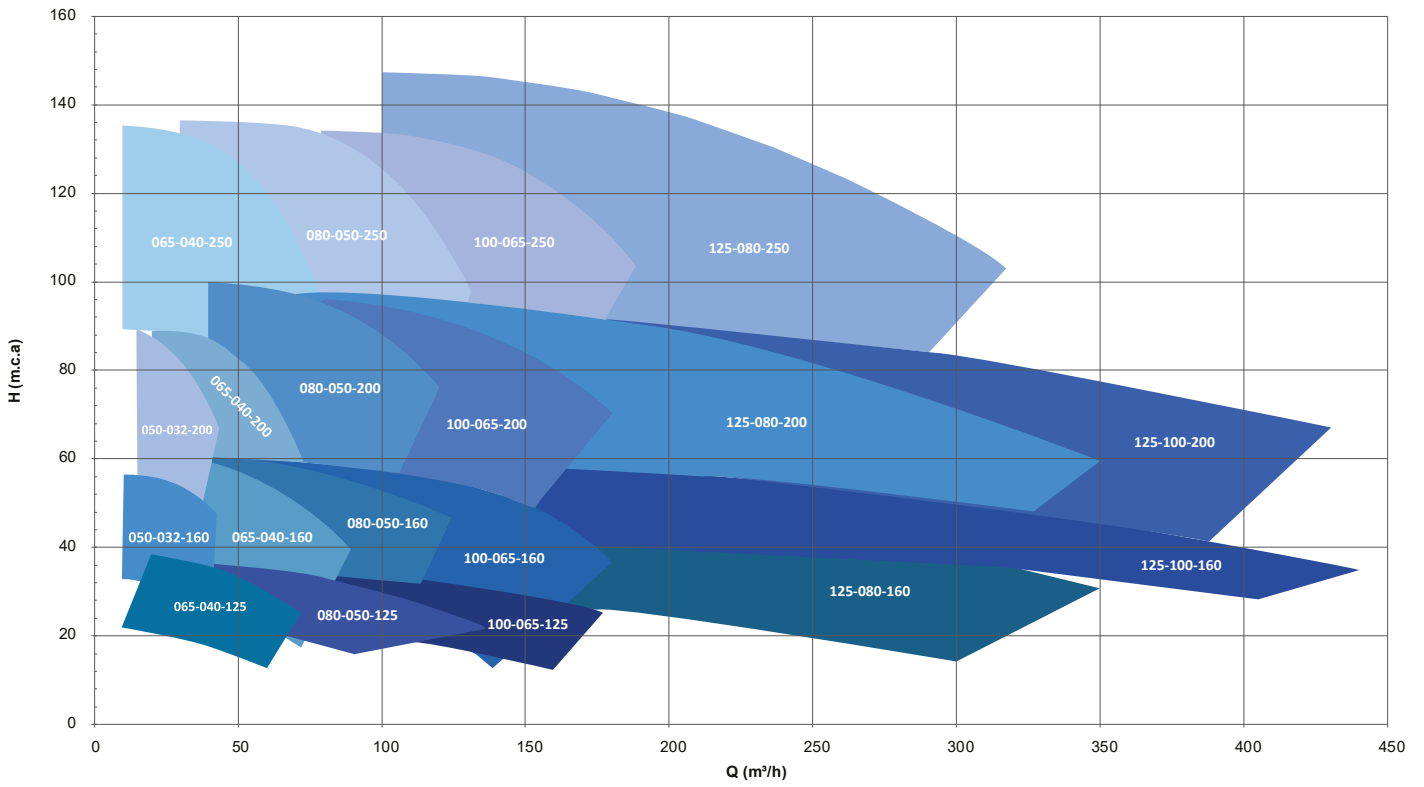
- Caracol flangeado conforme ANSI B16.1
- Caracol, rotor, tampa de pressão e mancal de ferro fundido GG-25
- Anéis de desgaste e tampa mancal de ferro fundido GG-15
- Selo mecânico constituído de aço inox AISI-304, buna N, grafite e cerâmica
- Sistema Back pull-out para retirada do conjunto bombeador do caracol
- Bucha do selo mecânico de aço inox AISI-304

#### OPÇÕES:

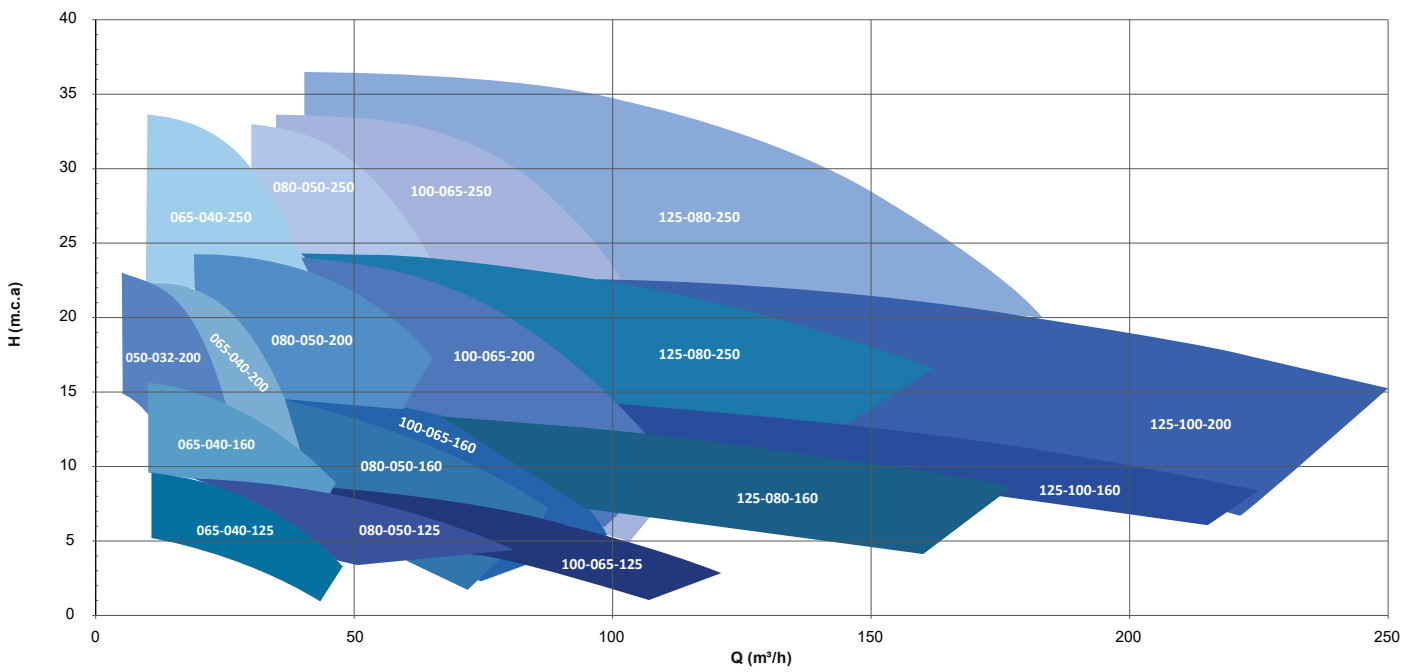
- Selo mecânico: EPDM, Viton®, buna N carbeto de silício, EPDM carbeto de silício, Viton® carbeto de silício.

# ENVELOPES DE CURVAS

3.500 RPM



1.750 RPM







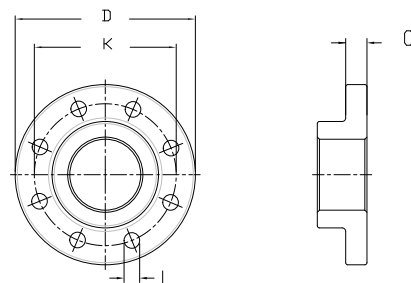


## DIMENSÕES DO PRODUTO

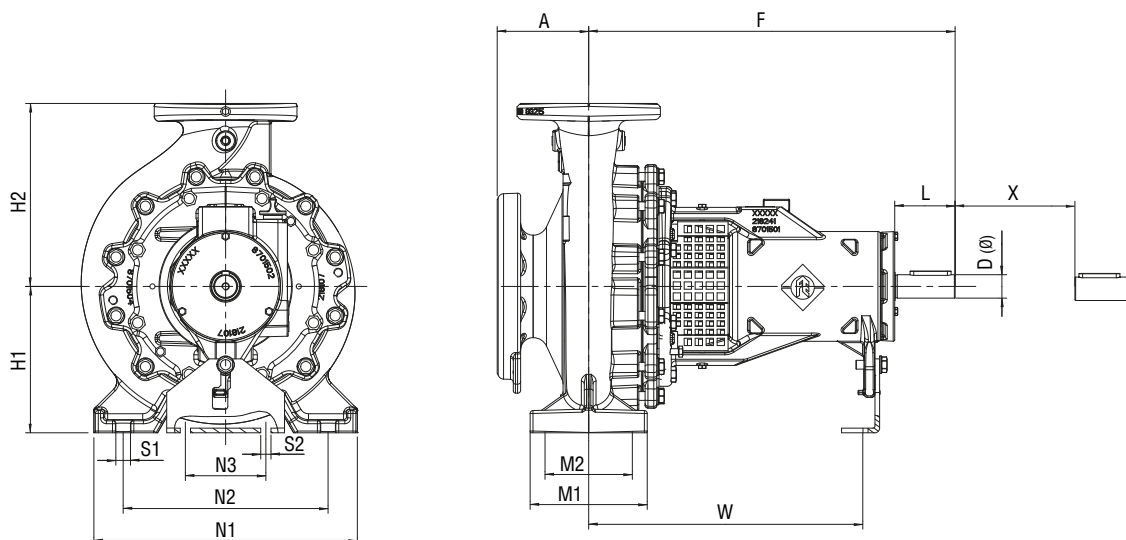
### DIMENSIONAL DOS FLANGES

Bocais flangeados conforme norma ASME B16.1.

Modelo	Código Caracol	SUCÇÃO (mm)				RECALQUE (mm)			
		D	K	C	L	D	K	C	L
050-032-160	8701541	Ø152	Ø121	16	4 FUROS Ø19	Ø120	Ø89	15	4 FUROS Ø16
050-032-200	8701542							12	
065-040-125	8700429	Ø 178	Ø 140	19	4 FUROS Ø19	Ø 127	Ø 98	17	4 FUROS Ø16
065-040-160	8700430								
065-040-200	8700409								
065-040-250	8700304	Ø 190	Ø 149	24	8 FUROS Ø22	Ø 155	Ø 114	19	4 FUROS Ø22
080-050-125	8700431								
080-050-160	8700410	Ø 190	Ø 152	24	4 FUROS Ø 19	Ø 152	Ø 121	16	4 FUROS Ø 19
080-050-200	8701498								
080-050-250	8700314	Ø 229	Ø 190	24	8 FUROS Ø19	Ø 178	Ø 140	23	4 FUROS Ø19
100-065-125	8700408							24	
100-065-160	8700407							24	
100-065-200	8700310	Ø 228	Ø 200	30	8 FUROS Ø22	Ø 190	Ø 149	24	8 FUROS Ø22
100-065-250	8701505							17	
125-080-160	8700424	Ø254	Ø216	24	8 FUROS Ø22	Ø 190	Ø 152	24	4 FUROS Ø 19
125-080-200	8700425								
125-080-250	8700426	Ø 279	Ø 235	35	8 FUROS Ø22	Ø 210	Ø 168	28	8 FUROS Ø22
125-100-160	8700427								
125-100-200	8700428	Ø254	Ø216	24	8 FUROS Ø22	Ø 129	Ø 190	24	8 FUROS Ø19



### MANCALIZADA



Modelo	DIMENSÕES EM MILÍMETROS (mm)															Diâmetro do Rotor	Peso (Kg)
	A	D	F	H1	H2	L	M1	M2	N1	N2	N3	S1	S2	W	X		
050-032-160	80	24	385	132	160	50	100	70	240	190	110	M12	M12	285	100	163	43
050-032-200	80	24	385	160	180	50	100	70	240	190	110	M12	M12	285	100	211	43
065-040-125	80	24	385	112	140	50	100	70	210	160	110	M12	M12	285	100	139	43
065-040-160	80	24	385	132	160	50	100	70	240	190	110	M12	M12	285	100	174	44
065-040-200	100	24	385	160	180	50	100	70	265	212	110	M12	M12	285	100	212	55
065-040-250	100	32	500	180	225	80	125	95	320	250	110	M12	M12	370	100	260	85
080-050-125	100	24	385	132	160	50	100	70	240	190	110	M12	M12	285	100	139	46
080-050-160	100	24	385	160	180	50	100	70	265	212	110	M12	M12	285	100	158	55
080-050-200	100	24	385	160	200	50	100	70	265	212	110	M12	M12	285	100	219	55
080-050-250	125	32	500	180	225	80	125	95	320	250	110	M12	M12	370	100	260	80
100-065-125	100	32	385	160	180	80	125	95	280	212	110	M12	M12	285	100	143	65
100-065-160	100	32	500	160	200	80	125	95	280	212	110	M12	M12	370	100	174	90
100-065-200	100	32	500	180	225	80	125	95	320	250	110	M12	M12	370	140	219	85
100-065-250	125	32	500	200	250	80	160	120	360	280	110	M16	M12	370	140	260	95
125-080-160	125	32	500	180	225	80	125	95	320	250	110	M12	M12	370	140	174	82
125-080-200	125	32	500	180	250	80	125	95	345	280	110	M12	M12	370	140	219	84
125-080-250	125	32	500	225	280	80	160	120	400	315	110	M16	M12	370	140	269	80
125-100-160	125	32	500	200	280	80	160	120	360	280	110	M16	M12	370	140	188	100
125-100-200	125	32	500	200	280	80	160	120	360	280	110	M16	M12	370	140	219	102

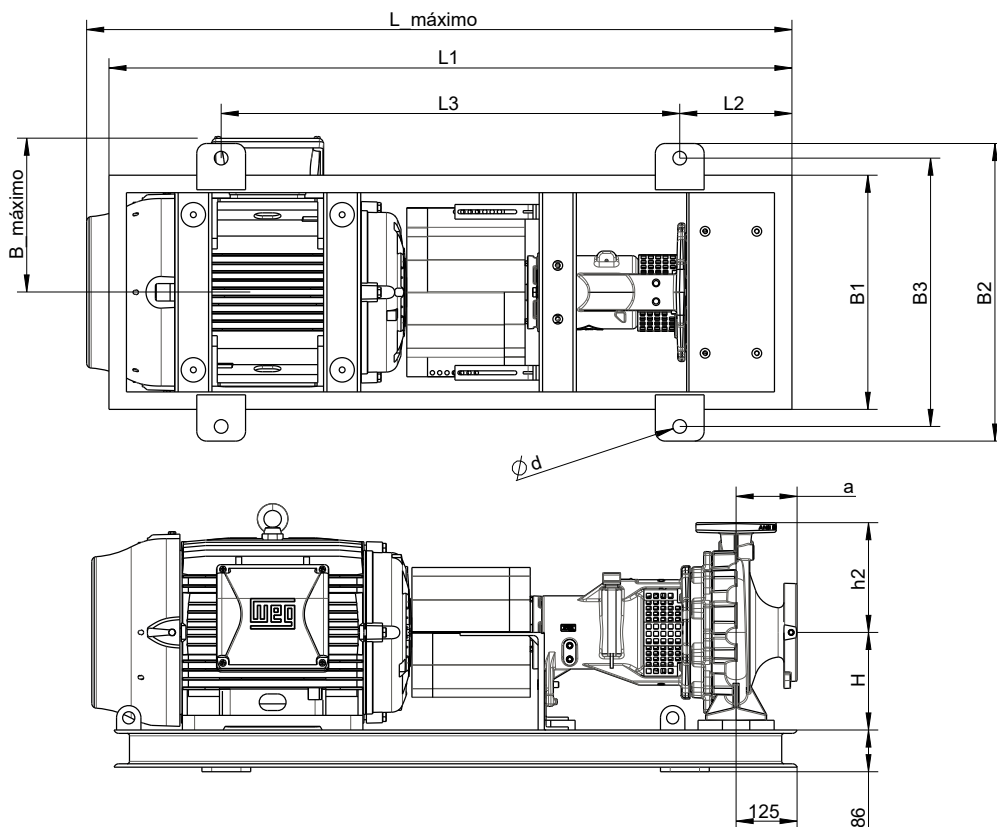
Obs.: - As informações poderão sofrer alterações sem prévio aviso, de acordo com a evolução tecnológica.  
 - A utilização de motores diferentes do padrão de linha alteram as características de desempenho do conjunto.  
 - Imagens de caráter ilustrativo.



		CARÇAÇA DO MOTOR																												
MOTOR	Carçaça do motor	90L	100L	100L	112M	112M	132S	132M	132M	132M	132ML	160M	160M	160L	180M	200M	200L	225S/M	225S/M	250S/M	280S/M	280S/M	315S/M	H*	h2	a				
	Potência 2P (cv) Trif.			5	6	7,5	10	12,5	15			20	25	30		40	50	60	75	100	125	150	175							
	Potência 4P (cv) Trif.	3	4	5	6	7,5	10	12,5			15		20	25	30															
	Potência 2P (cv) Mono			3	4	5	7,5	10	12,5		15																			
	Potência 4P (cv) Mono			3	4	5	7,5	10	12,5																					
BOMBEADOR	Altura do Eixo do Motor	90	100	100	112	112	132	132	132	132	132	160	160	160	180	200	200	225	225	250	280	280	315							
	<b>050-032-160</b>			CB3	CB3	CB3	CB4																		350	160	80			
	<b>050-032-200</b>	CB3		CB3	CB3		CB4	CB4	CB4	CB4	CB4	CB5													406	160	80			
	<b>065-040-125</b>		CB3	CB3	CB3	CB3	CB4	CB4	CB4	CB4	CB4														330	140	80			
	<b>065-040-160</b>	CB3	CB3	CB3	CB3	CB3	CB4	CB4	CB4	CB4	CB4	CB5	CB5	CB5	CB6										398	160	80			
	<b>065-040-200</b>	CB3	CB3	CB3	CB3	CB3	CB4	CB4	CB4	CB4	CB4	CB5	CB5	CB5											406	180	100			
	<b>065-040-250</b>		CB4	CB4	CB4	CB4	CB5	CB5	CB5	CB5	CB5	CB6	CB6	CB6	CB7	CB7	CB7								466	225	100			
	<b>080-050-125</b>				CB3	CB3	CB4	CB4	CB4	CB4	CB4														350	160	100			
	<b>080-050-160</b>	CB3	CB3	CB3	CB3	CB3	CB4	CB4	CB4	CB4	CB4	CB5	CB5	CB5	CB6										426	180	100			
	<b>080-050-200</b>		CB3	CB3	CB3	CB3	CB4	CB4	CB4	CB4	CB4	CB5	CB5	CB5	CB6	CB6	CB6								446	200	100			
	<b>080-050-250</b>		CB4	CB4	CB4	CB4	CB5	CB5	CB5	CB5	CB5				CB7	CB7	CB7								466	225	125			
	<b>100-065-125</b>	CB3	CB3	CB3	CB3	CB3	CB4	CB4	CB4	CB4	CB4	CB5	CB5	CB5	CB6										426	180	100			
	<b>100-065-160</b>	CB4	CB4	CB4	CB4	CB4	CB5	CB5	CB5	CB5	CB5	CB6	CB6	CB6	CB7	CB7	CB7								446	200	100			
	<b>100-065-200</b>		CB5	CB5	CB5	CB5	CB5	CB5	CB5	CB5	CB5							CB7	CB7						491	225	100			
	<b>100-065-250</b>		CB5	CB5	CB5	CB5	CB5	CB5	CB5	CB5	CB5				CB7	CB7	CB7	CB7	CB7	CB8					536	250	125			
	<b>125-080-160</b>		CB5	CB5	CB5	CB5	CB5	CB5	CB5	CB5	CB5	CB6	CB6	CB6	CB7	CB7	CB7	CB7	CB7	CB7					491	225	125			
	<b>125-080-200</b>	CB5	CB5	CB5	CB5	CB5	CB5	CB5	CB5	CB5	CB5				CB7	CB7	CB7	CB7	CB7	CB8					491	250	125			
	<b>125-080-250</b>						CB6	CB6	CB6	CB6	CB6	CB6	CB6	CB6	CB7					CB8	CB9	CB9	CB10		626	280	125			
<b>125-100-160</b>				CB5	CB5	CB5	CB5	CB5	CB5	CB5				CB7	CB7	CB7	CB7	CB7						511	280	125				
<b>125-100-200</b>						CB5	CB5	CB5	CB5	CB5	CB6	CB6	CB6	CB7	CB7	CB7	CB7	CB7	CB8	CB9				566	280	125				

\* Ao lado direito da linha em negrito H representa a altura do eixo do motor

### MANCALIZADA COM BASE



Medidas (mm)	NÚMERO DO CONJUNTO BASE									
	CB2	CB3	CB4	CB5	CB6	CB7	CB8	CB9	CB10	
L1	800	900	1000	1120	1250	1400	1600	1800	2000	
L2	130	150	170	190	205	230	270	300	300	
L3	540	600	660	740	840	940	1060	1200	1200	
L max	1100	1200	1300	1420	1550	1700	1900	2100	2300	
B1	270	300	340	380	430	480	530	600	830	
B2	360	390	450	490	540	610	660	730	960	
B3	320	350	400	440	490	550	600	670	900	
B max	220	220	220	255	300	380	380	470	500	
d	M16	M16	M20	M20	M20	M24	M24	M24	M24	

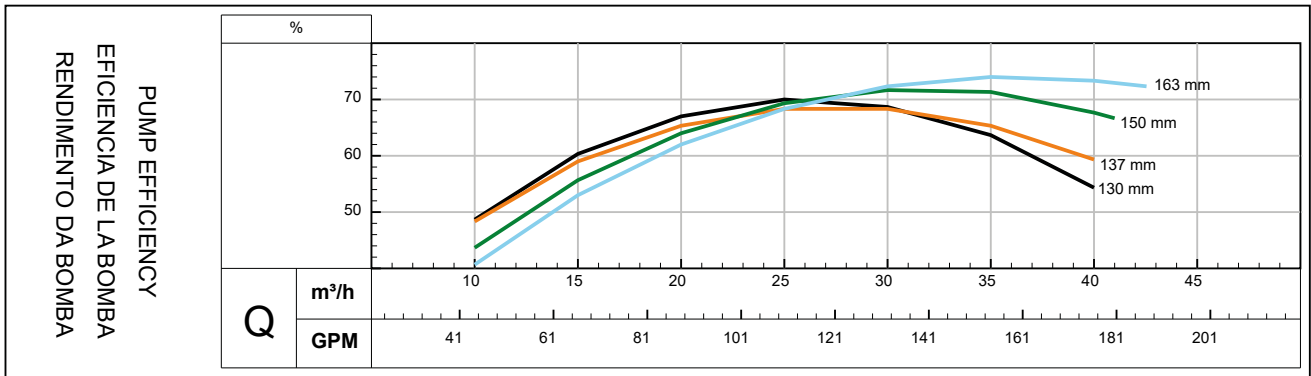
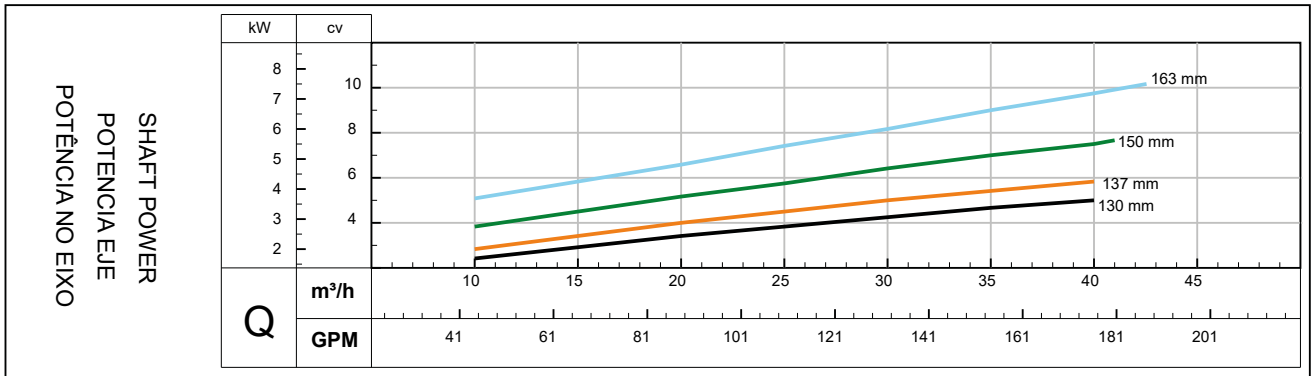
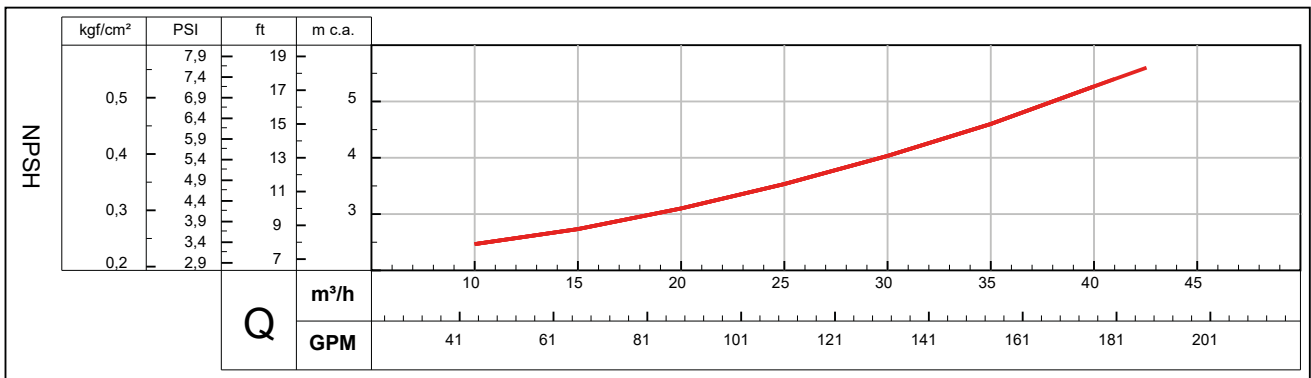
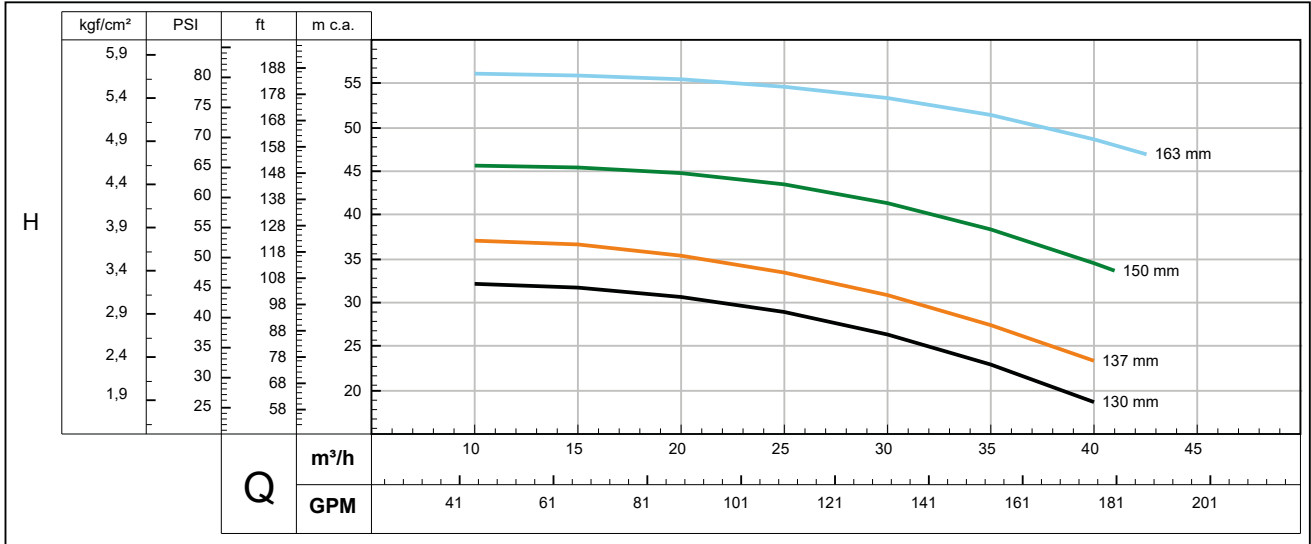


**MODELO  
MODEL**

**050-032-160**

**60 Hz  
II polos/poles**

Sucção/Succión/Suction	2"	Potência/Potencia/Power [kW(cv)]	3.7 (5)	4.5 (6)	5.5 (7.5)	7.5 (10)
Recalque/Descarga/Discharge	1 1/4"	Rotor/Impulsor/Impeller (mm)	130	137	150	163



Curvas características conforme ISO 9906 Anexo A.  
Desempeño hidráulico de acuerdo a la ISO 9906 Anexo A.  
Hydraulic performance according to ISO 9906 Annex A.

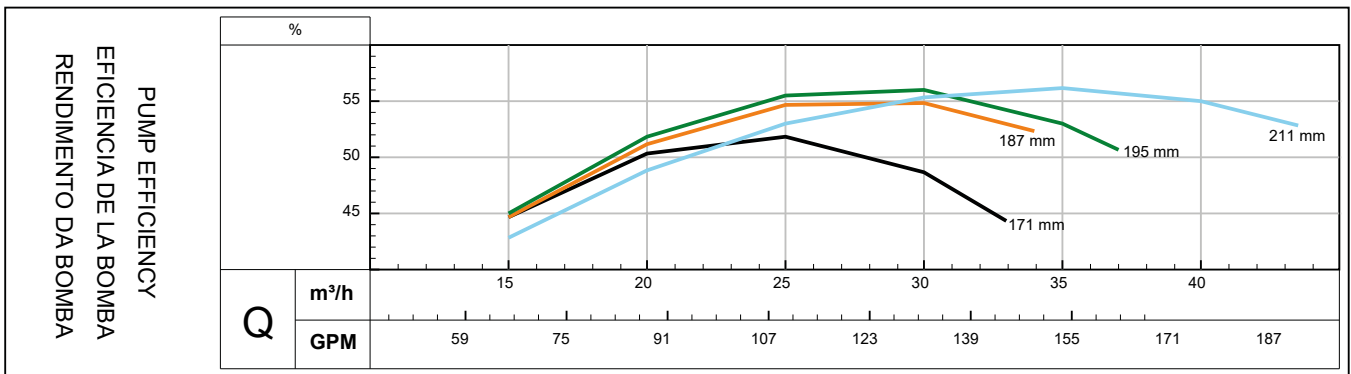
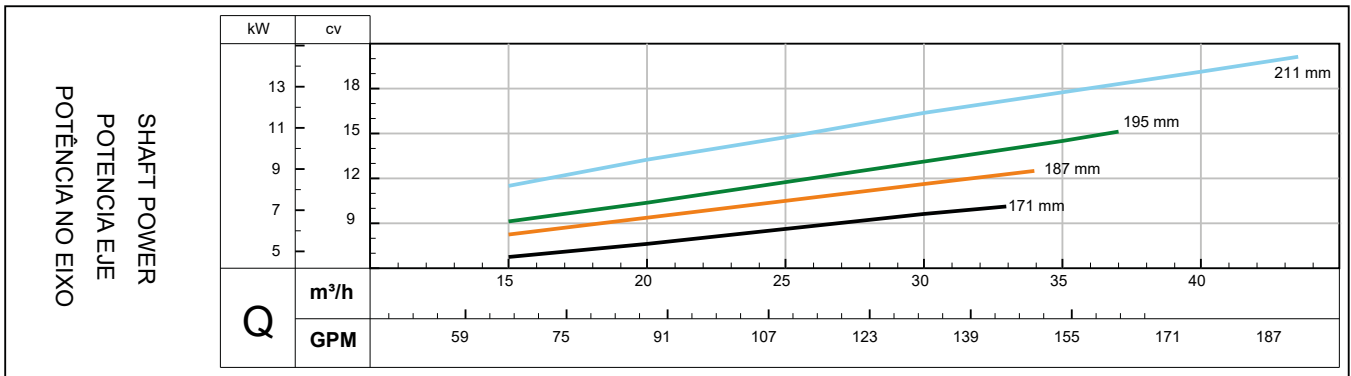
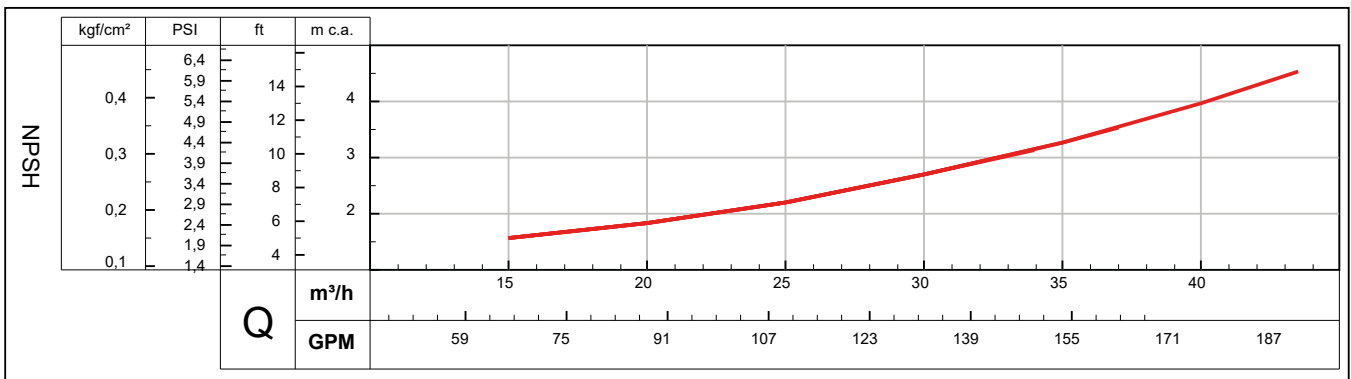
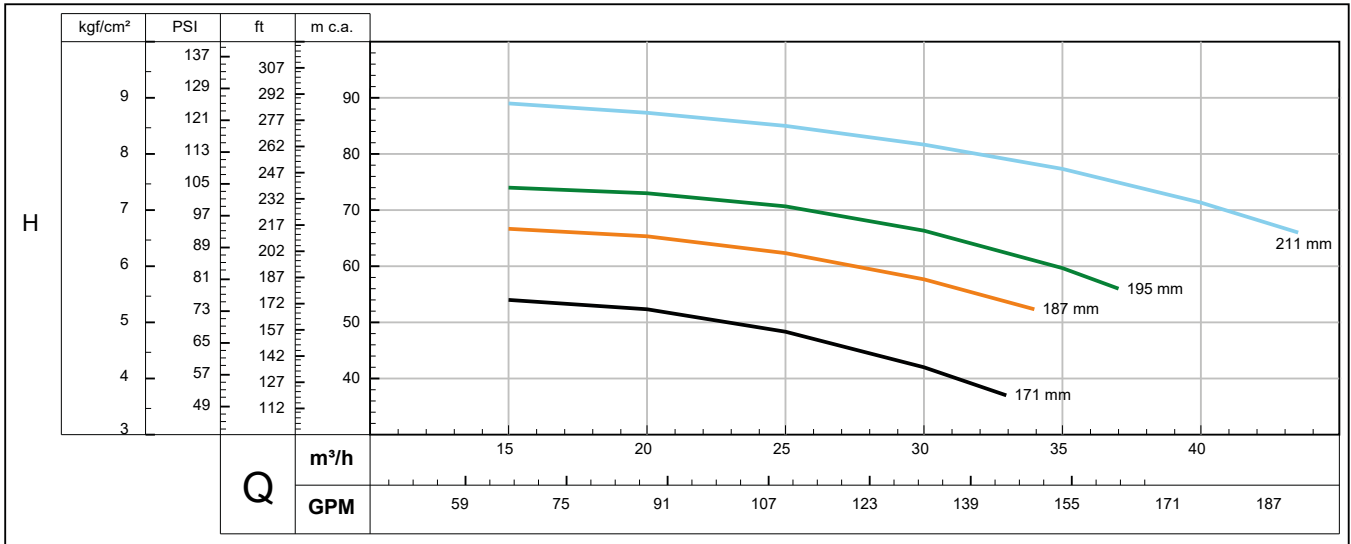


**MODELO  
MODEL**

**050-032-200**

**60 Hz  
II polos/poles**

Sucção/Succión/Suction	2"	Potência/Potencia/Power [kW(cv)]	7.5 (10)	9.2 (12.5)	11 (15)	15 (20)
Recalque/Descarga/Discharge	1 1/4"	Rotor/Impulsor/Impeller (mm)	171	187	195	211



Curvas características conforme ISO 9906 Anexo A.  
Desempeño hidráulico de acuerdo a la ISO 9906 Anexo A.  
Hydraulic performance according to ISO 9906 Annex A.

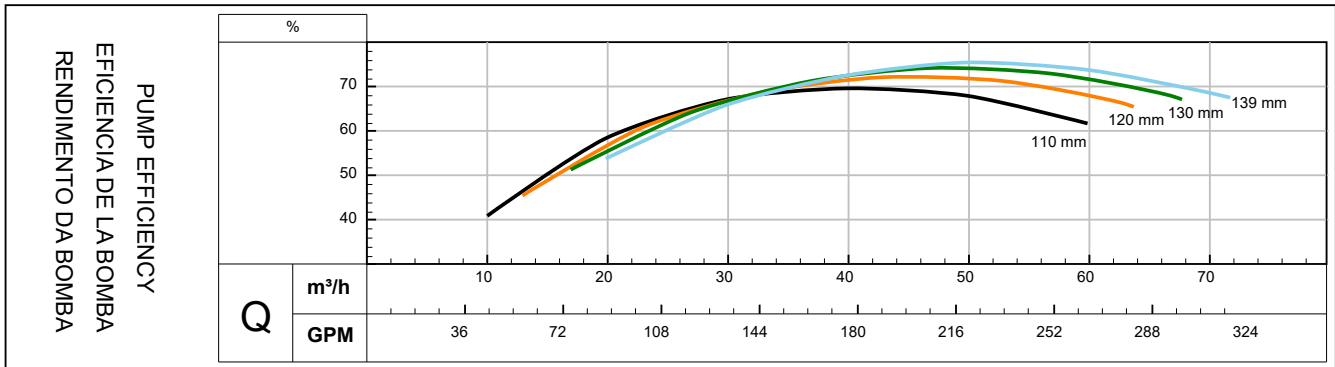
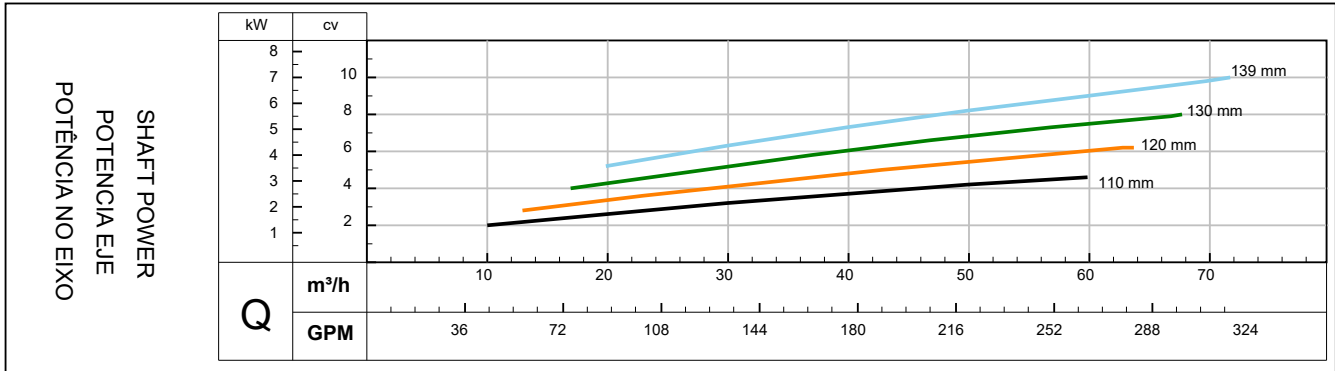
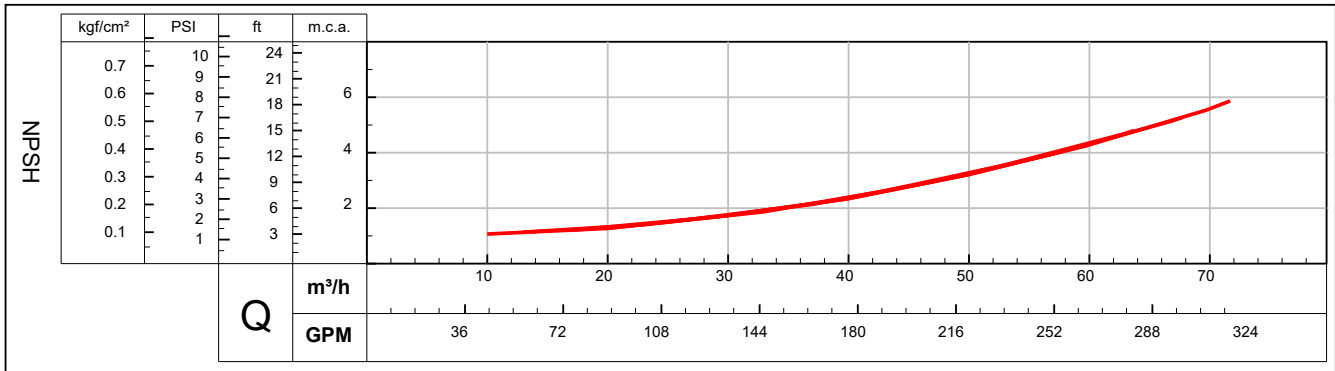
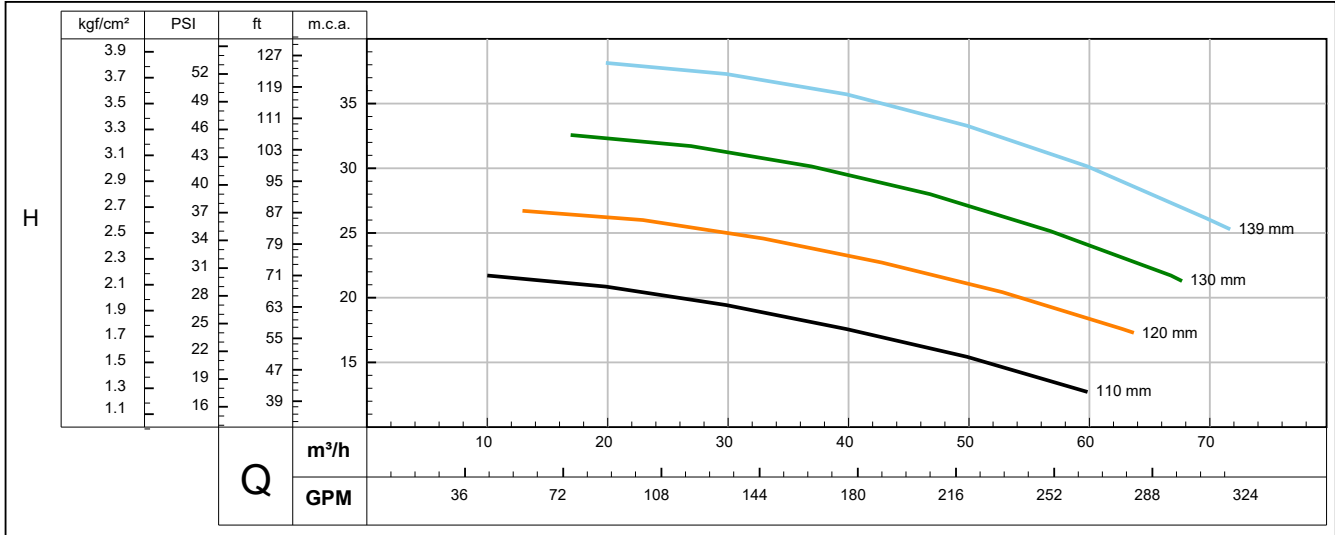


**MODELO  
MODEL**

**065-040-125**

**60 Hz  
II polos/poles**

Sucção/Succión/Suction	2 1/2"	Potência/Potencia/Power [kW(cv)]	3.7 (5)	4.5 (6)	5.5 (7.5)	7.5 (10)
Recalque/Descarga/Discharge	1 1/2"	Rotor/Impulsor/Impeller (mm)	110	120	130	139



Curvas características conforme ISO 9906 Anexo A.  
Desempeño hidráulico de acuerdo a la ISO 9906 Anexo A.  
Hydraulic performance according to ISO 9906 Annex A.

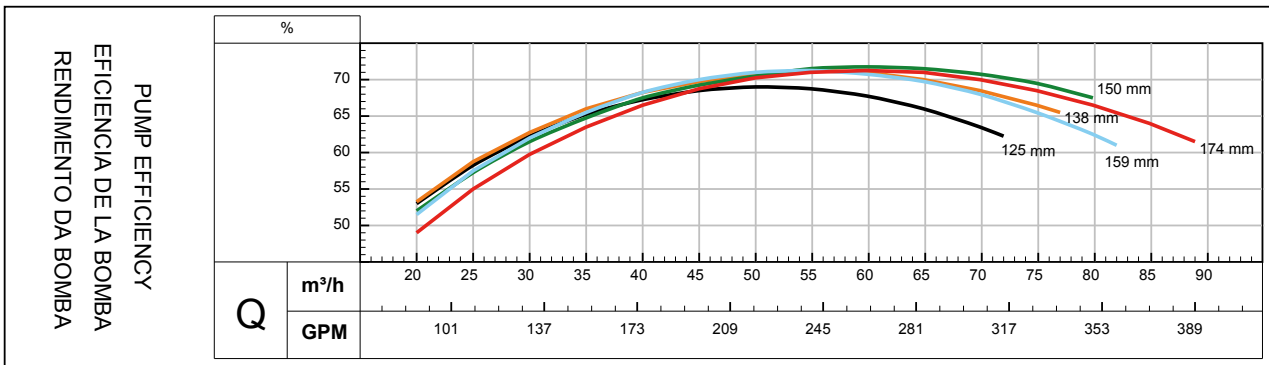
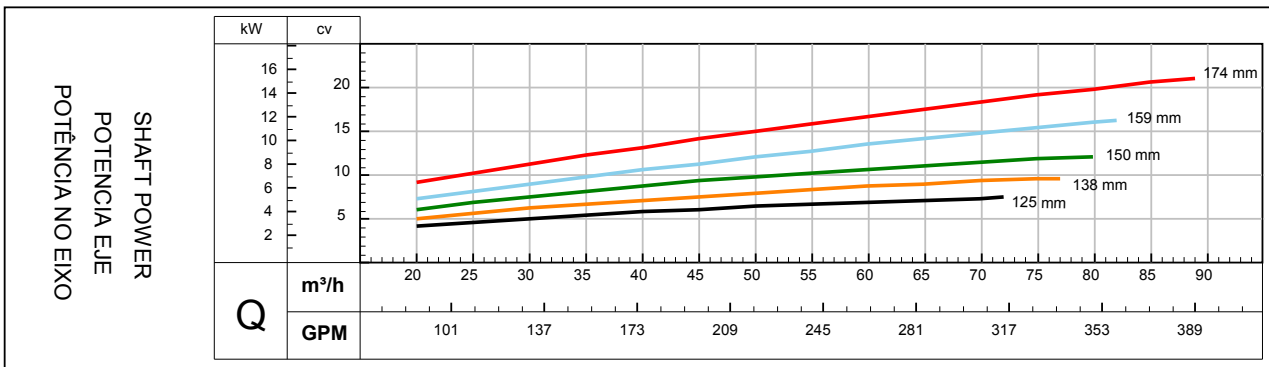
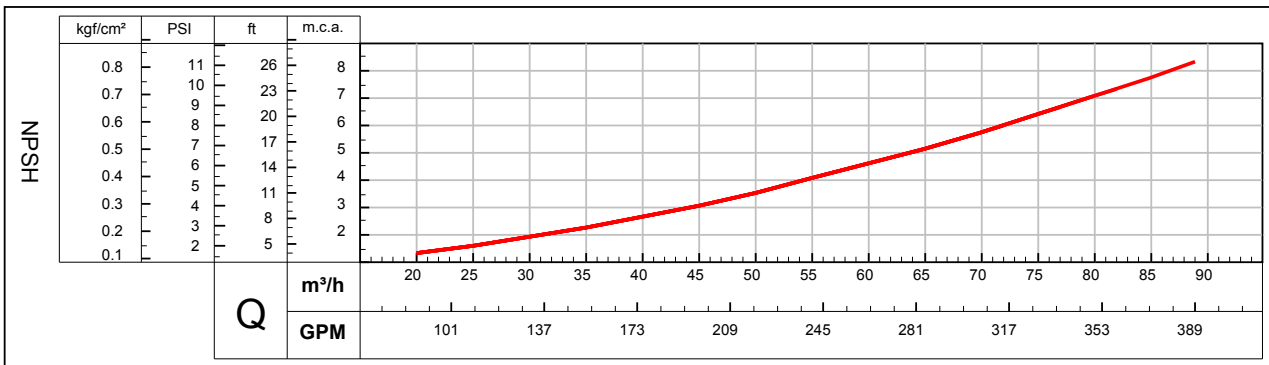
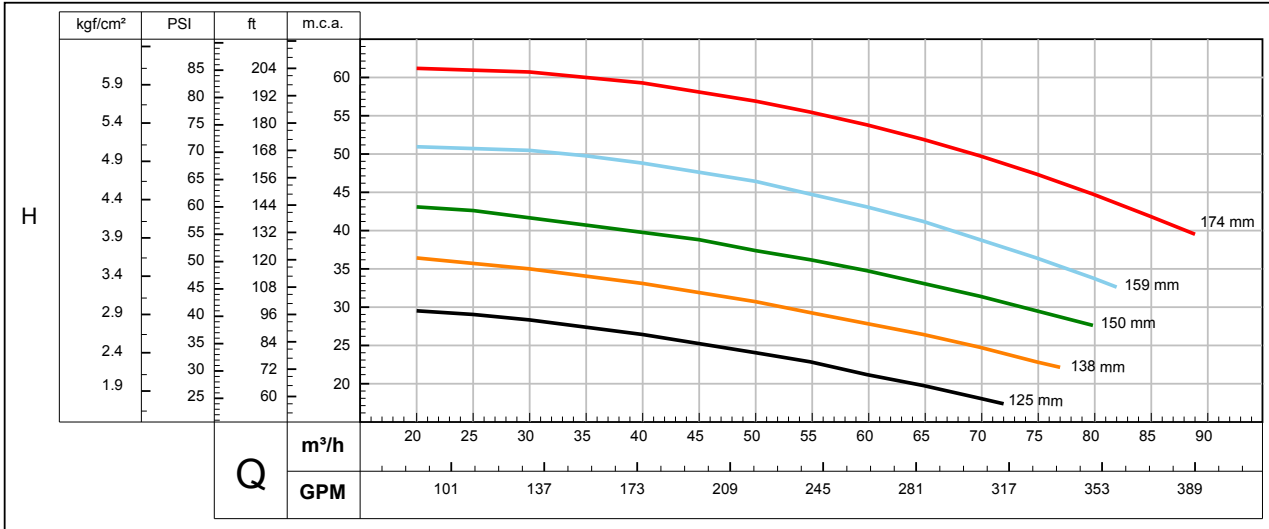


**MODELO  
MODEL**

**065-040-160**

**60 Hz  
II polos/poles**

Sucção/Succión/Suction	2 1/2"	Potência/Potencia/Power [kW(cv)]	5.5 (7.5)	7.5 (10)	9.2 (12.5)	11 (15)	15 (20)
Recalque/Descarga/Discharge	1 1/2"	Rotor/Impulsor/Impeller (mm)	125	138	150	159	174



Curvas características conforme ISO 9906 Anexo A.  
Desempeño hidráulico de acuerdo a la ISO 9906 Anexo A.  
Hydraulic performance according to ISO 9906 Annex A.

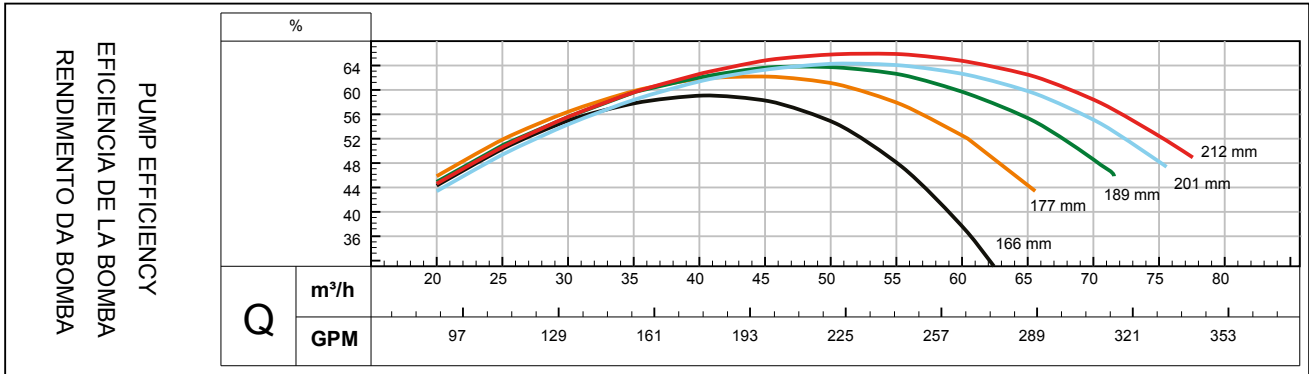
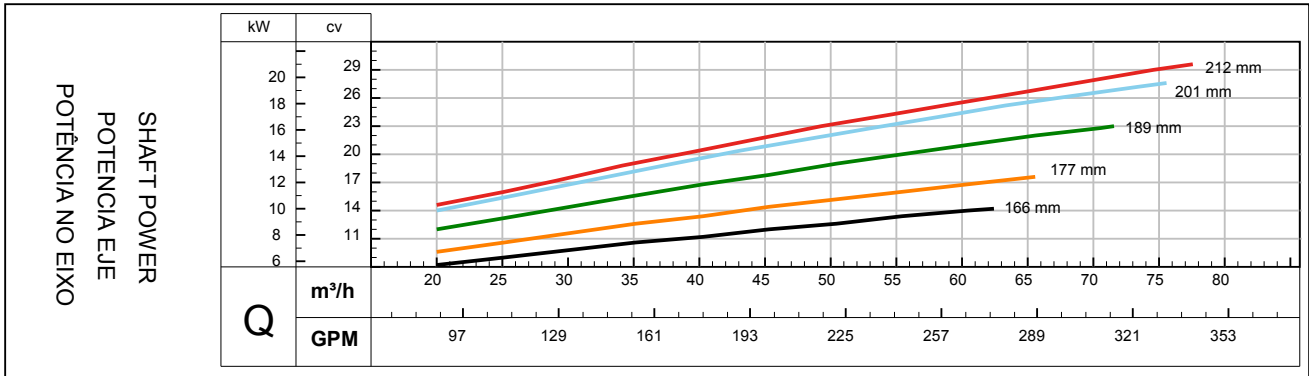
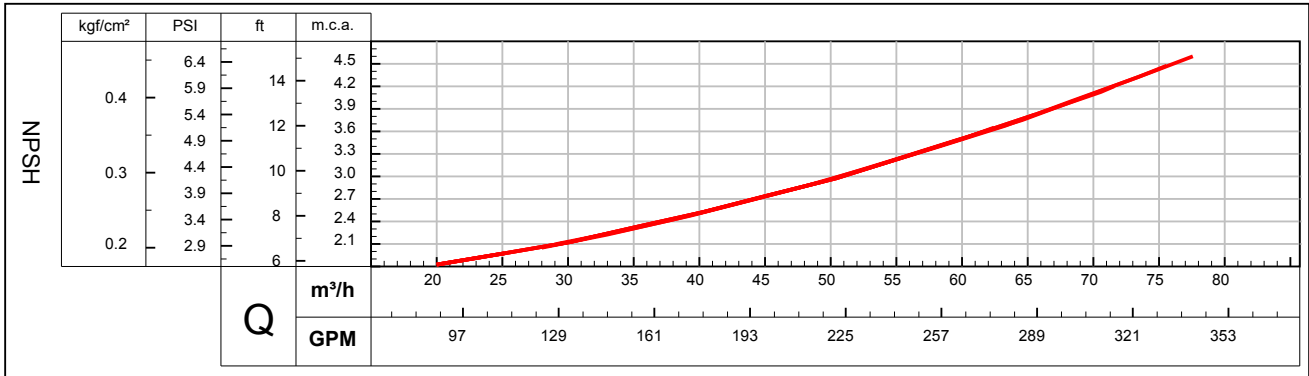
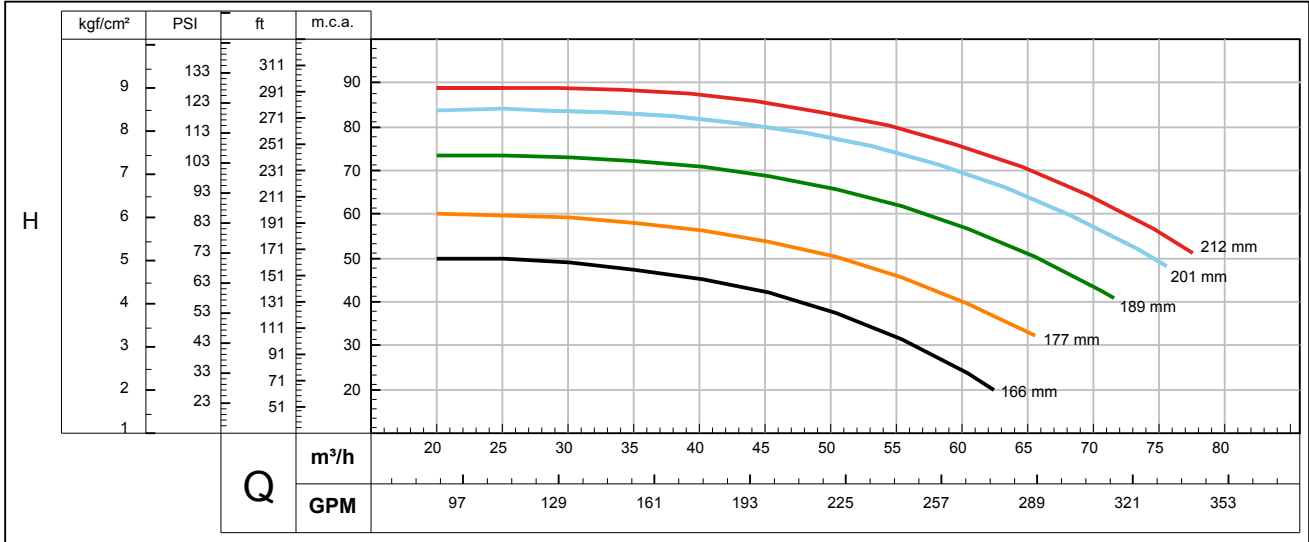


**MODELO  
MODEL**

**065-040-200**

**60 Hz  
II polos/poles**

Sucção/Succión/Suction	2 1/2"	Potência/Potencia/Power [kW(cv)]	9.2 (12.5)	11 (15)	15 (20)	18.5 (25)	22 (30)
Recalque/Descarga/Discharge	1 1/2"	Rotor/Impulsor/Impeller (mm)	166	177	189	201	212



Curvas características conforme ISO 9906 Anexo A.  
Desempenho hidráulico de acuerdo a la ISO 9906 Anexo A.  
Hydraulic performance according to ISO 9906 Annex A.

# CURVAS DE DESEMPENHO - 3.500 rpm

Mancal

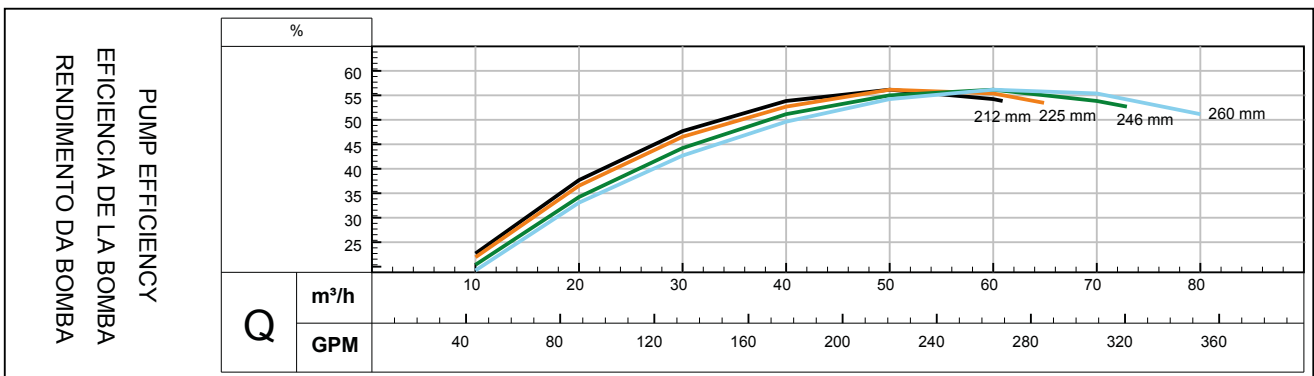
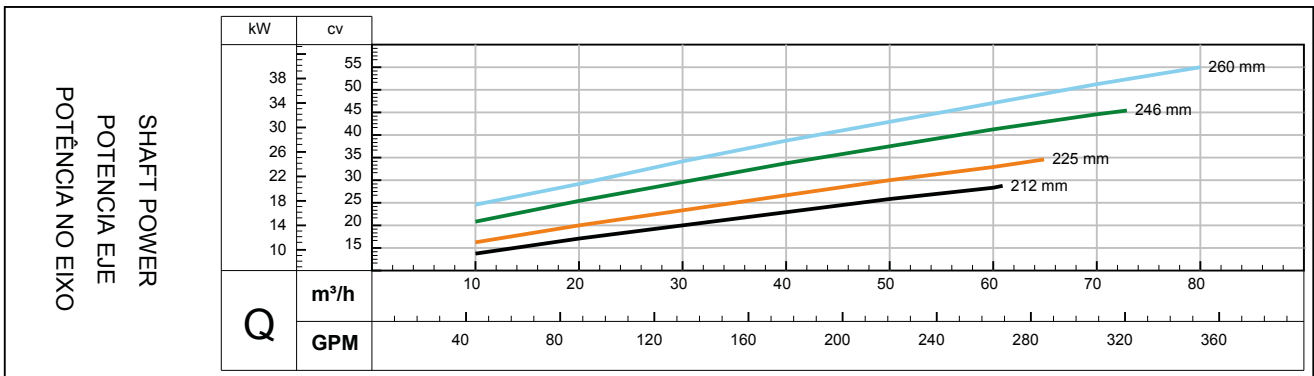
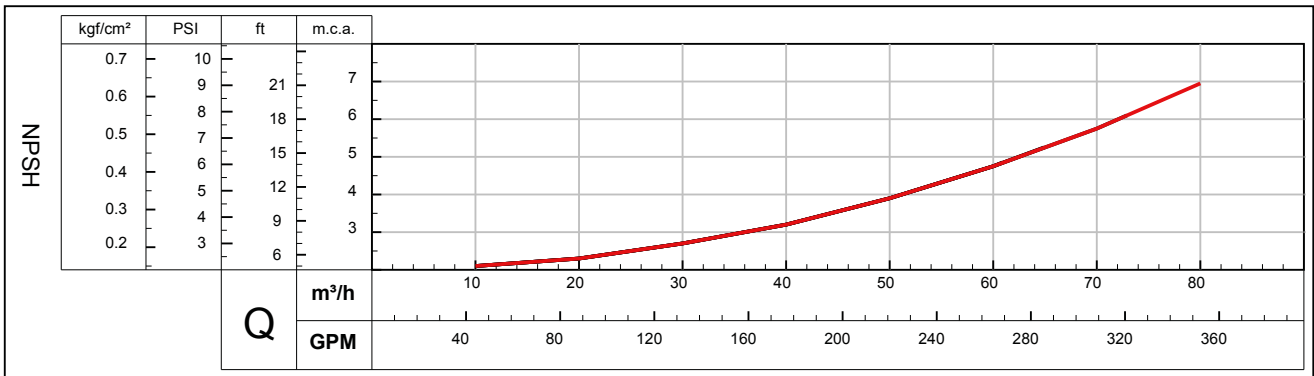
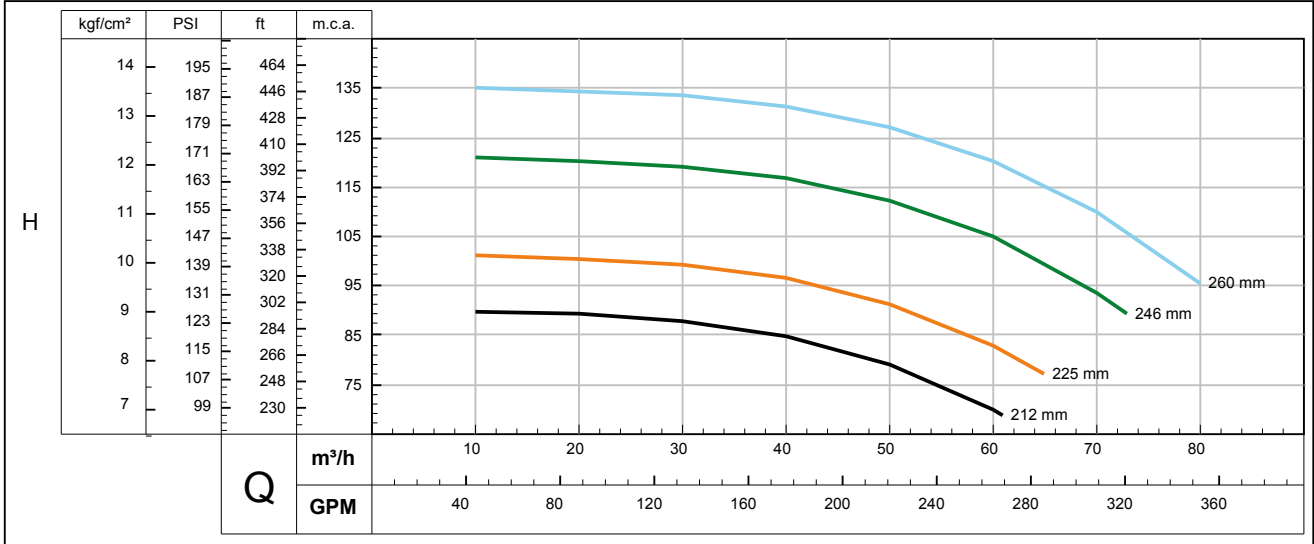


MODELO  
MODEL

065-040-250

60 Hz  
II polos/poles

Sucção/Succión/Suction	2 1/2"	Potência/Potencia/Power [kW(cv)]	18.5 (25)	22 (30)	30 (40)	37 (50)
Recalque/Descarga/Discharge	1 1/2"	Rotor/Impulsor/Impeller (mm)	212	225	246	260



Curvas características conforme ISO 9906 Anexo A.  
Desempenho hidráulico de acuerdo a la ISO 9906 Anexo A.  
Hydraulic performance according to ISO 9906 Annex A.

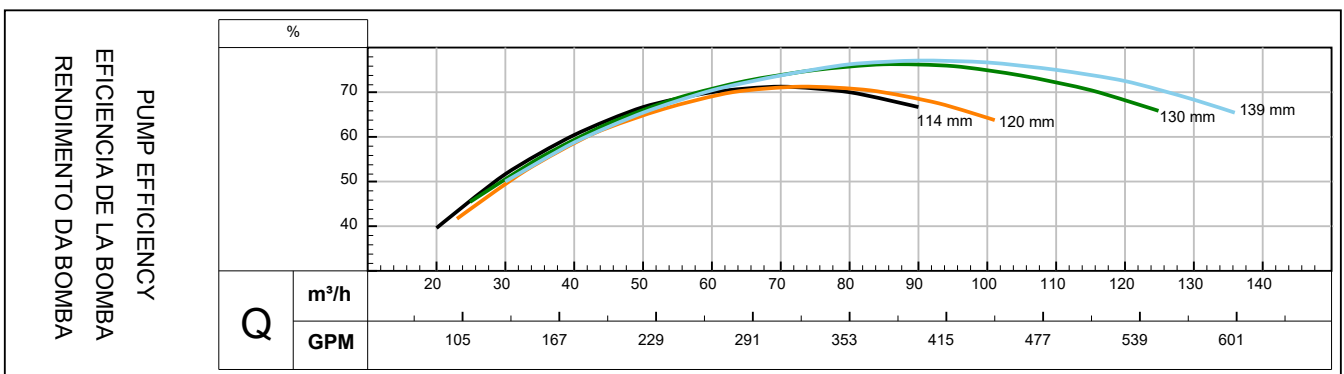
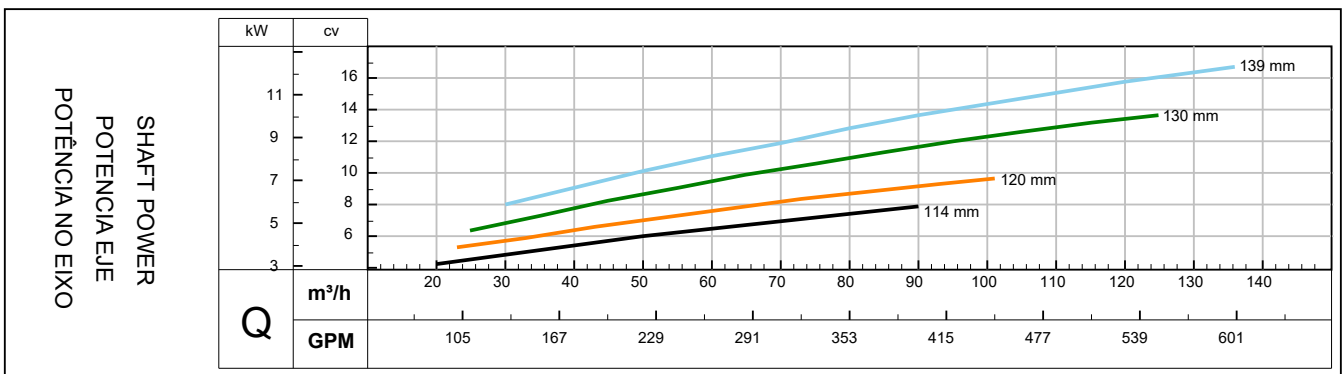
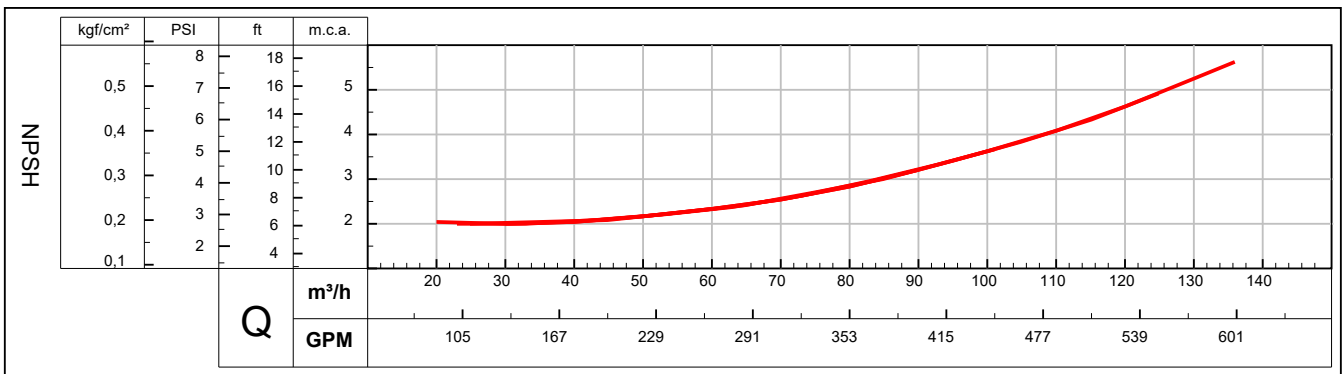
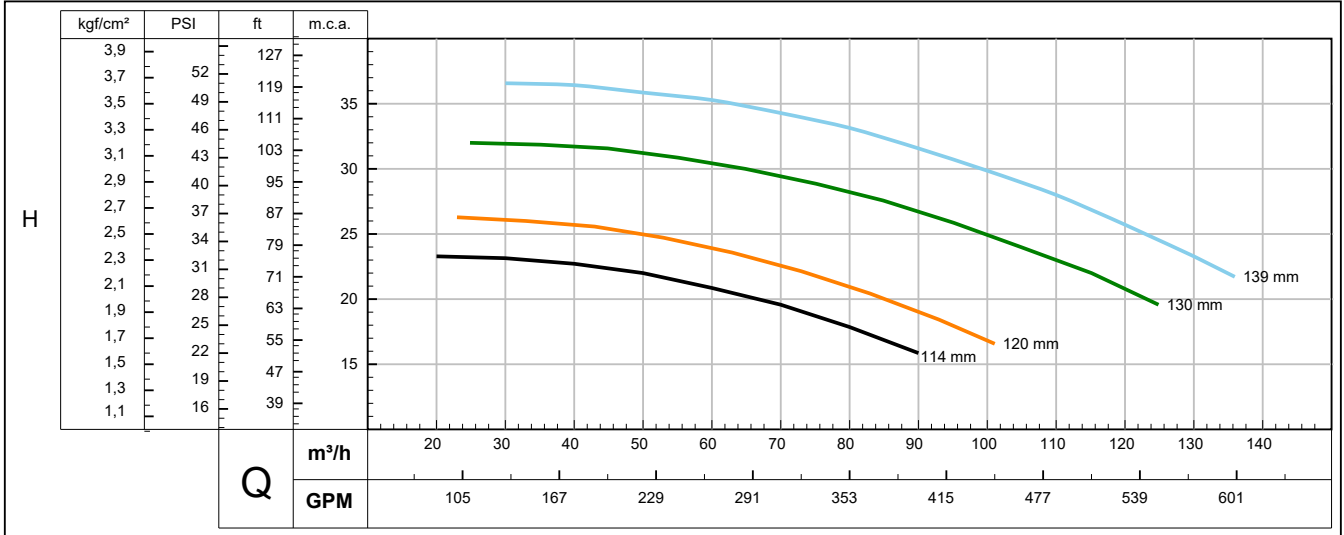


MODELO  
MODEL

080-050-125

60 Hz  
II polos/poles

Sucção/Succión/Suction	3"	Potência/Potencia/Power [kW(cv)]	5.5 (7.5)	7.5 (10)	9.2 (12.5)	11 (15)
Recalque/Descarga/Discharge	2"	Rotor/Impulsor/Impeller (mm)	114	120	130	139



Curvas características conforme ISO 9906 Anexo A.  
Desempeño hidráulico de acuerdo a la ISO 9906 Anexo A.  
Hydraulic performance according to ISO 9906 Annex A.



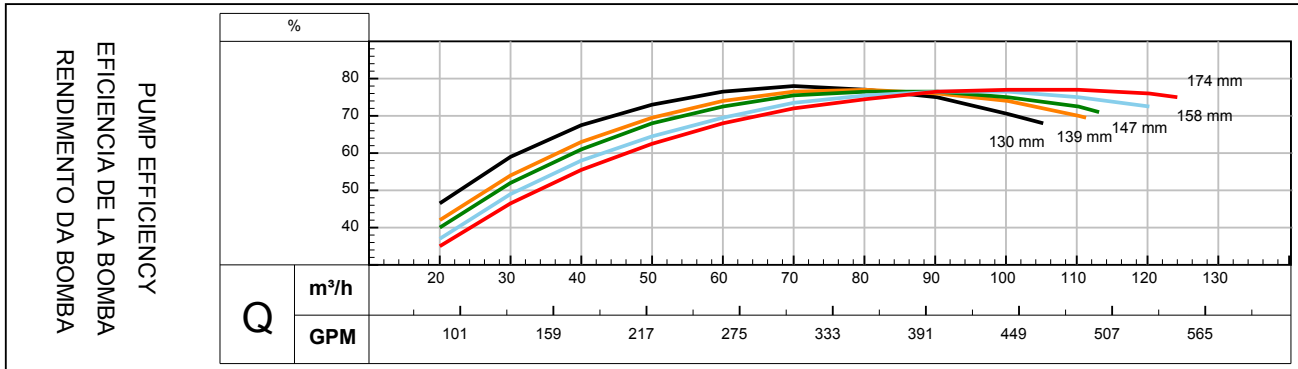
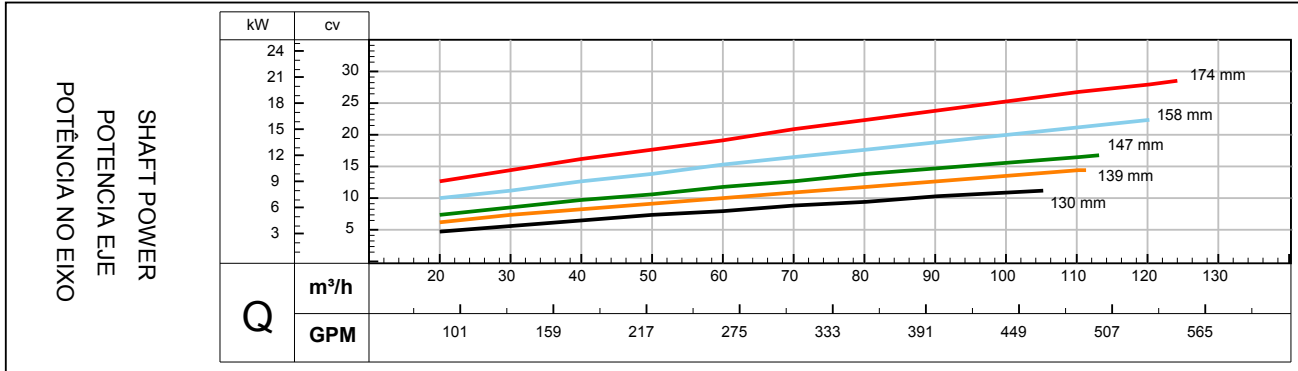
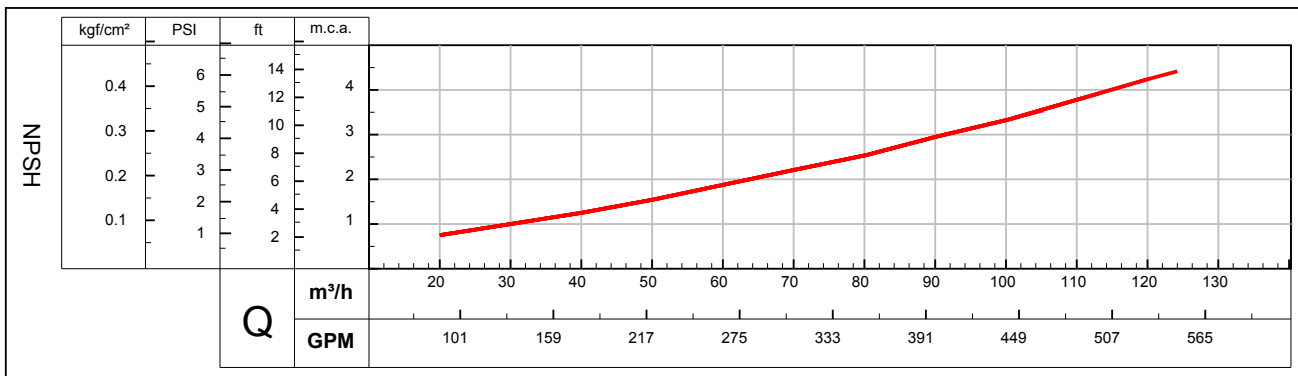
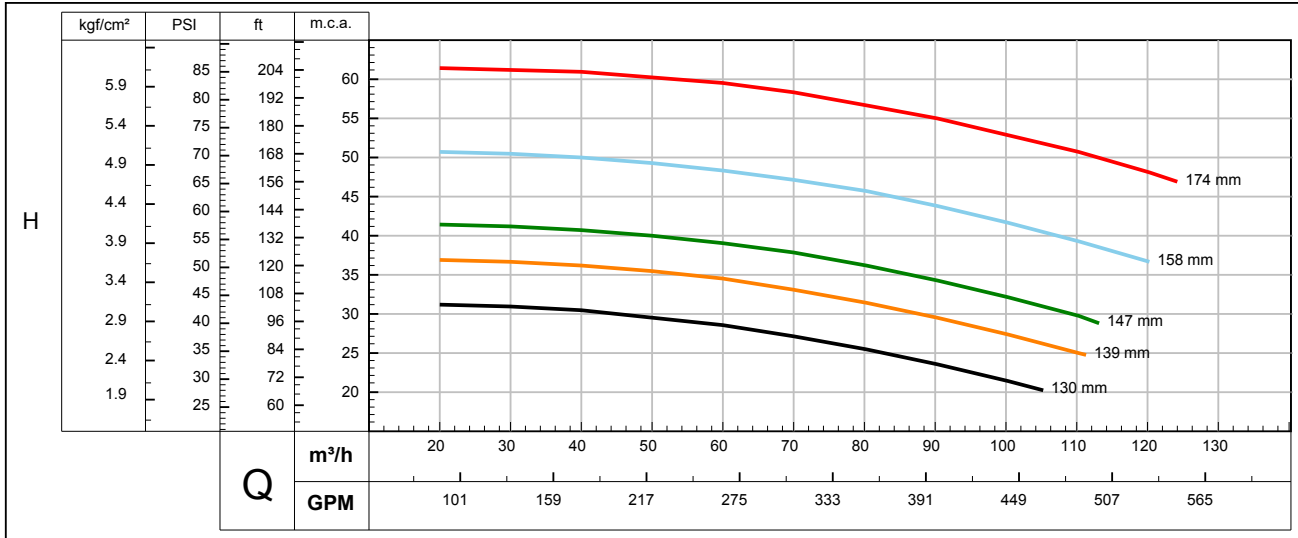


**MODELO  
MODEL**

**080-050-160**

**60 Hz  
II polos/poles**

Sucção/Succión/Suction	3"	Potência/Potencia/Power [kW(cv)]	7.5 (10)	9.2 (12.5)	11 (15)	15 (20)	18.5 (25)
Recalque/Descarga/Discharge	2"	Rotor/Impulsor/Impeller (mm)	130	139	147	158	174



Curvas características conforme ISO 9906 Anexo A.  
Desempeño hidráulico de acuerdo a la ISO 9906 Anexo A.  
Hydraulic performance according to ISO 9906 Annex A.

# CURVAS DE DESEMPENHO - 3.500 rpm

Mancal

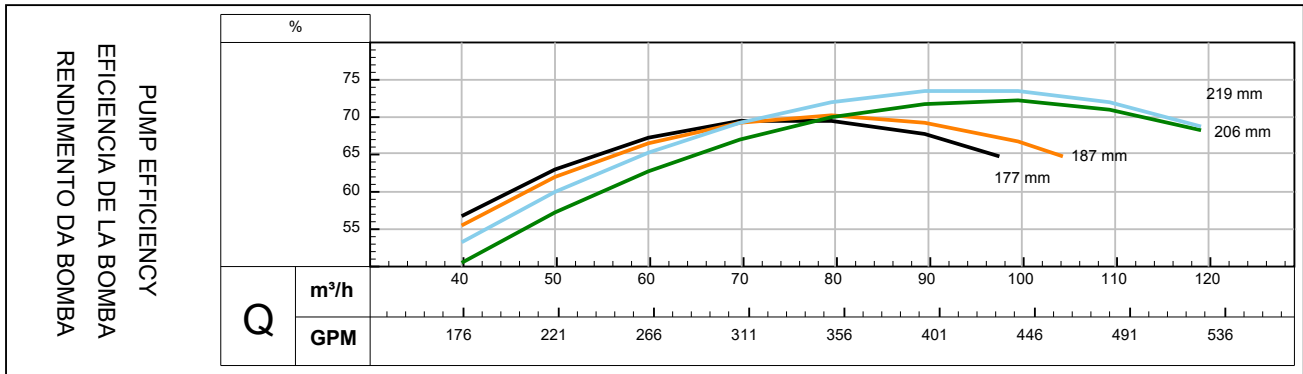
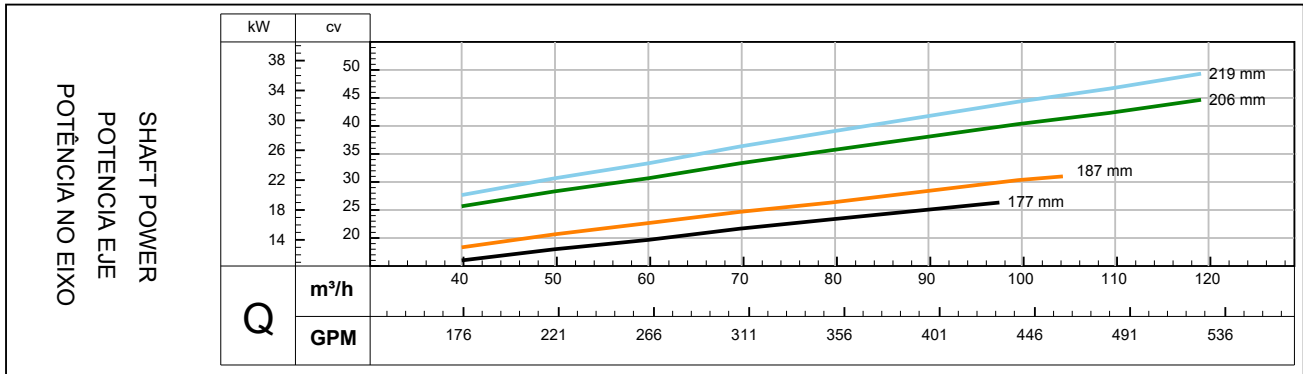
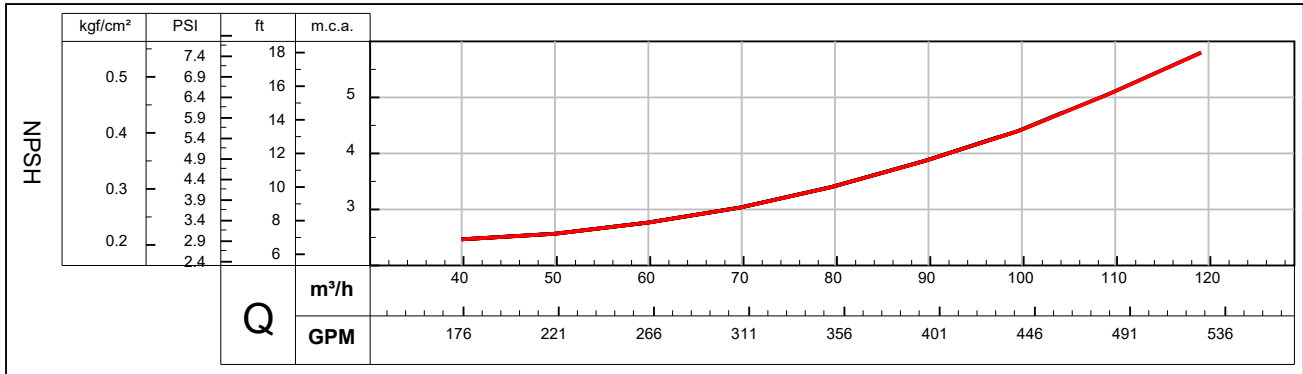
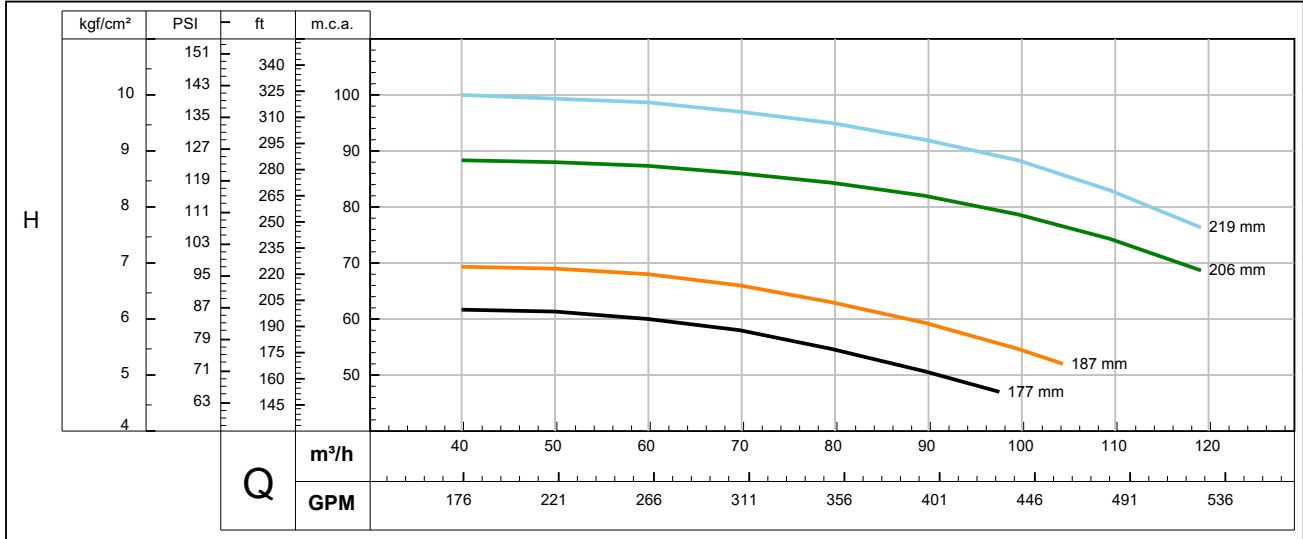


MODELO  
MODEL

080-050-200

60 Hz  
II polos/poles

Sucção/Succión/Suction	3"	Potência/Potencia/Power [kW(cv)]	18.5 (25)	22 (30)	30 (40)	37 (50)
Recalque/Descarga/Discharge	2"	Rotor/Impulsor/Impeller (mm)	177	187	206	219



Curvas características conforme ISO 9906 Anexo A.  
Desempeño hidráulico de acuerdo a la ISO 9906 Anexo A.  
Hydraulic performance according to ISO 9906 Annex A.

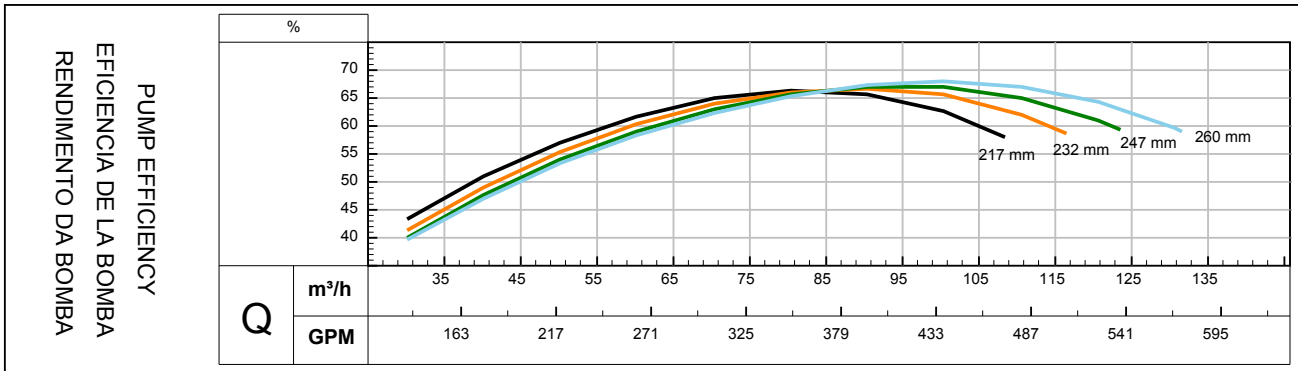
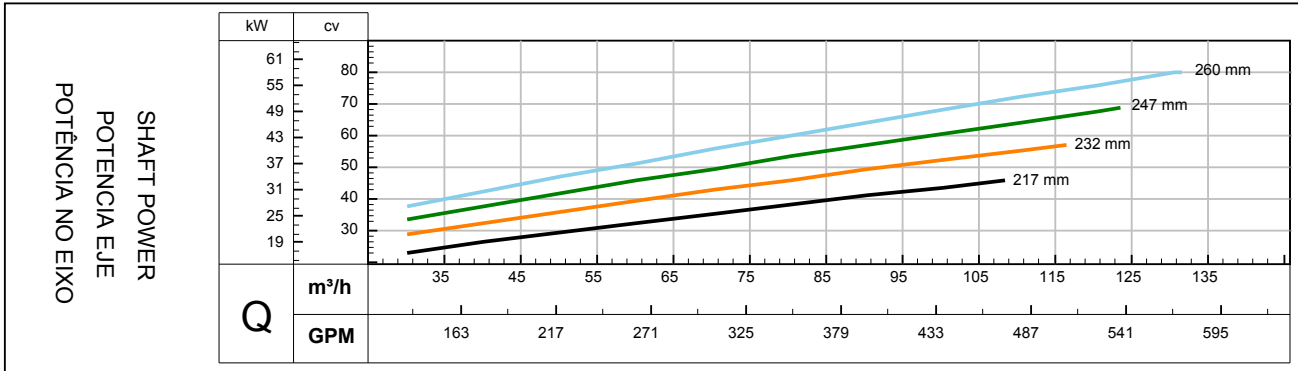
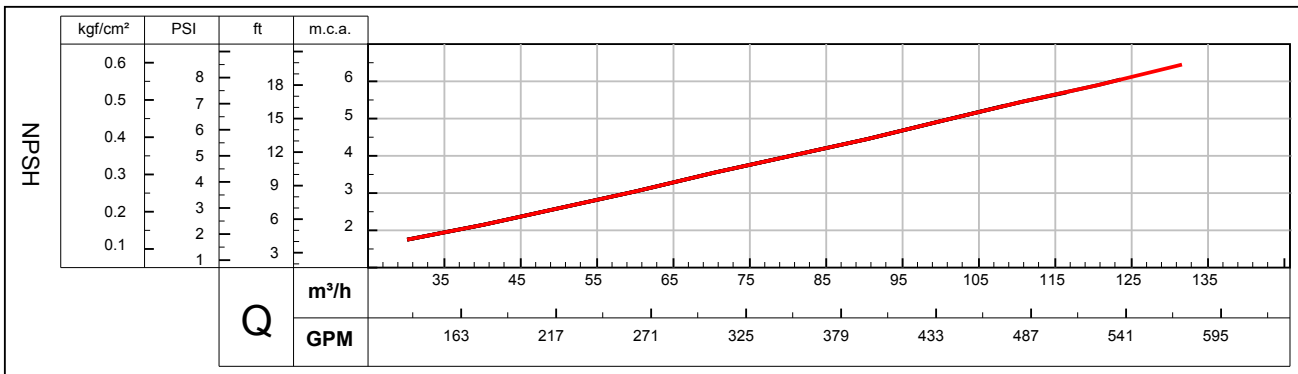
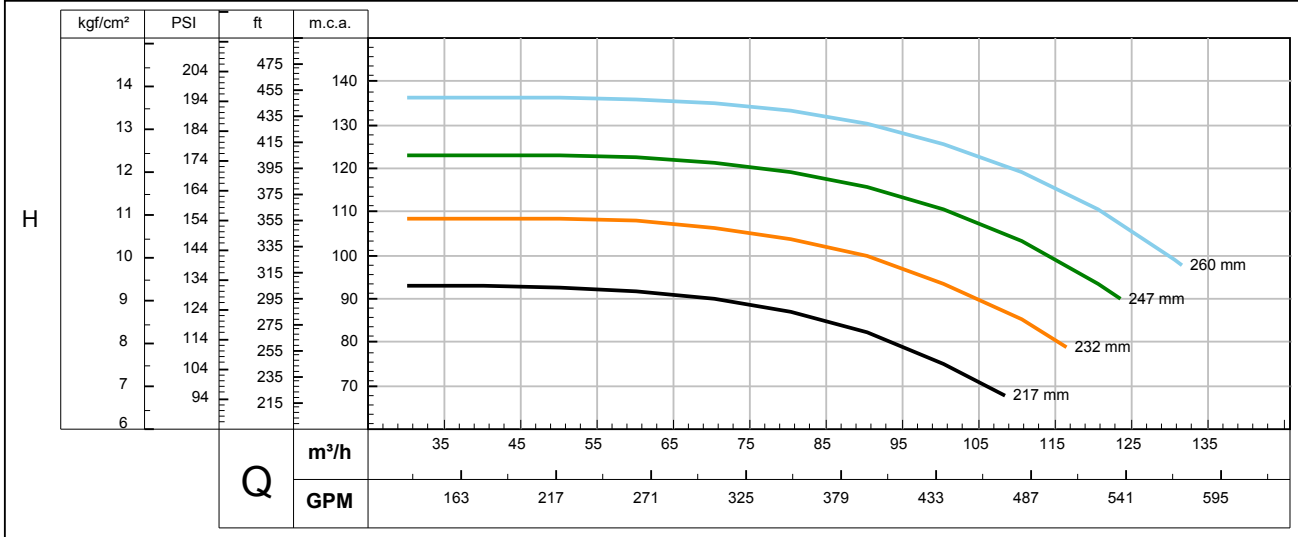


**MODELO  
MODEL**

**080-050-250**

**60 Hz  
II polos/poles**

Sucção/Succión/Suction	3"	Potência/Potencia/Power [kW(cv)]	30 (40)	37 (50)	45 (60)	55 (75)
Recalque/Descarga/Discharge	2"	Rotor/Impulsor/Impeller (mm)	217	232	247	260



Curvas características conforme ISO 9906 Anexo A.  
Desempeño hidráulico de acuerdo a la ISO 9906 Anexo A.  
Hydraulic performance according to ISO 9906 Annex A.

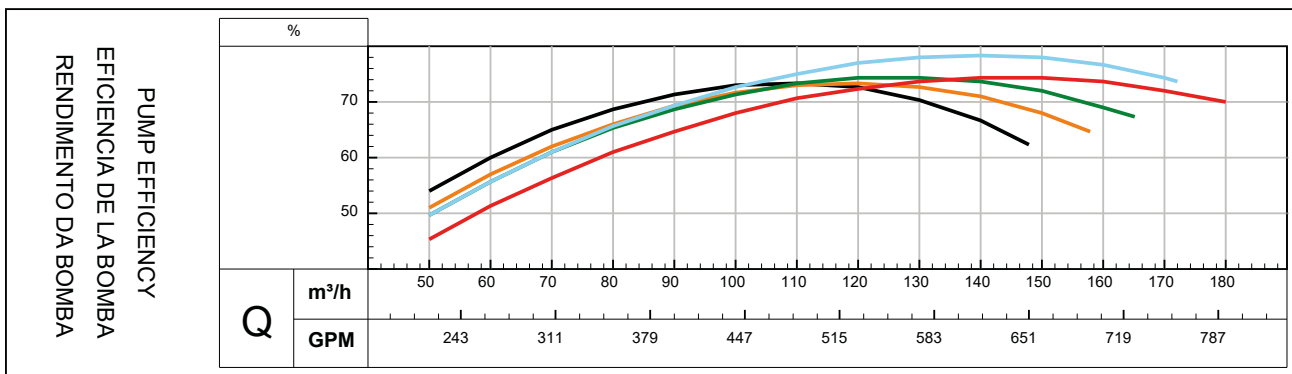
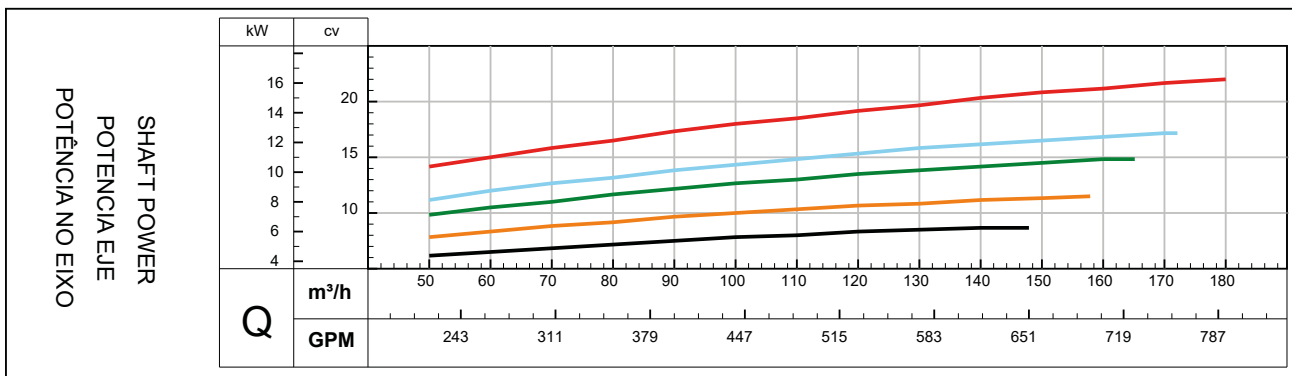
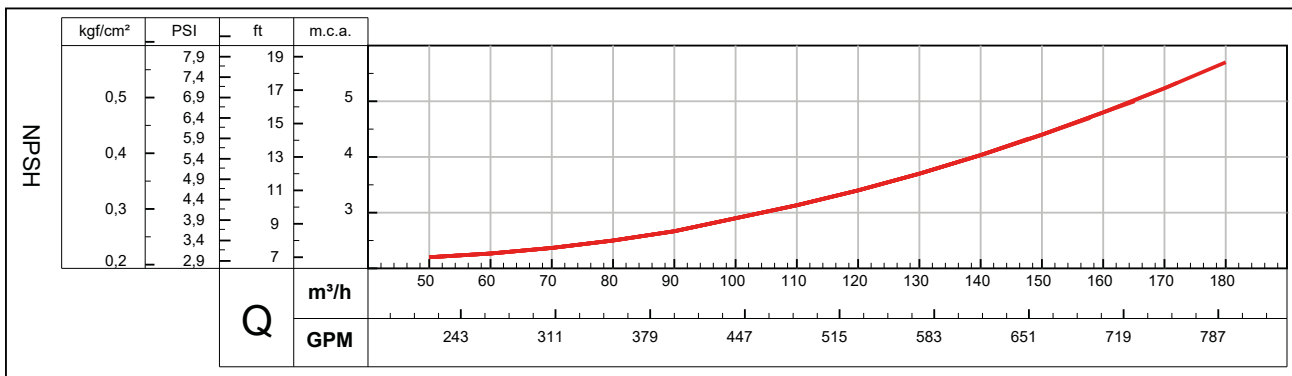
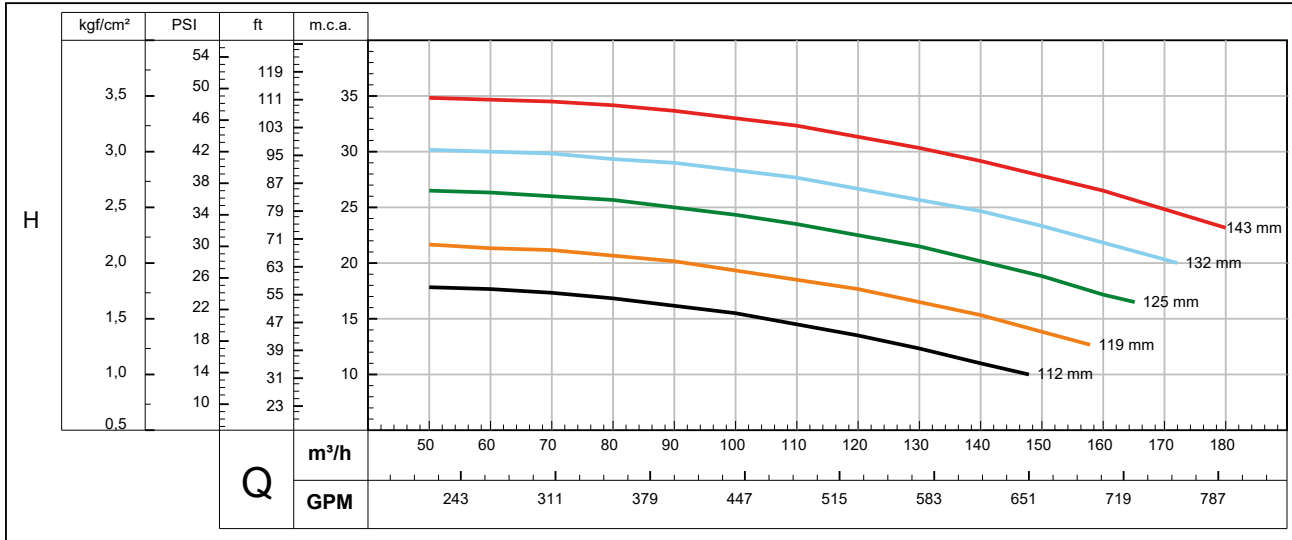


**MODELO  
MODEL**

**100-065-125**

**60 Hz  
II polos/poles**

Sucção/Succión/Suction	4"	Potência/Potencia/Power [kW(cv)]	5.5 (7.5)	7.5 (10)	9.2 (12.5)	11 (15)	15 (20)
Recalque/Descarga/Discharge	2 1/2"	Rotor/Impulsor/Impeller (mm)	112	119	125	132	143



Curvas características conforme ISO 9906 Anexo A.  
Desempeño hidráulico de acuerdo a la ISO 9906 Anexo A.  
Hydraulic performance according to ISO 9906 Annex A.

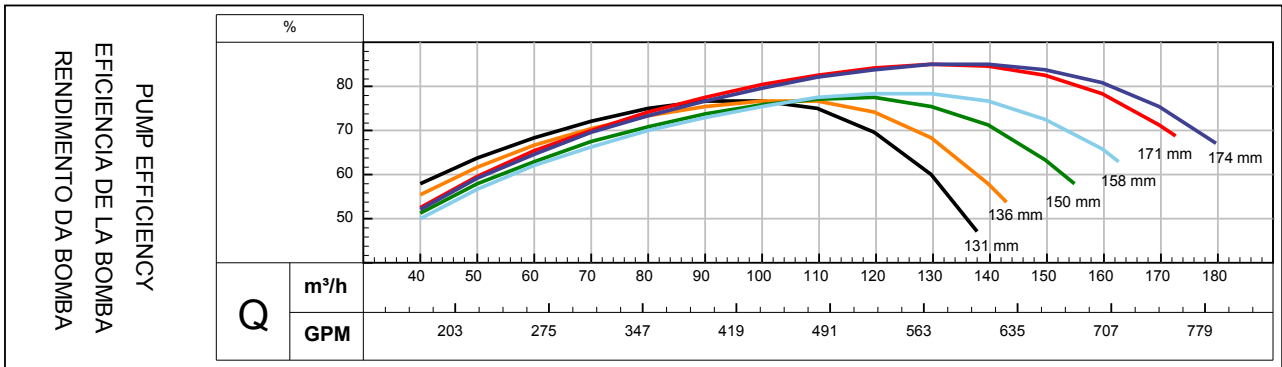
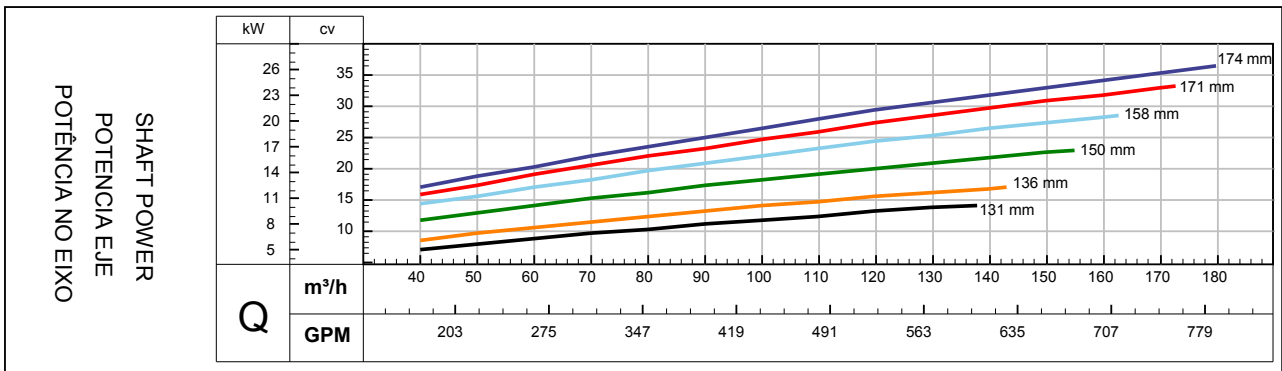
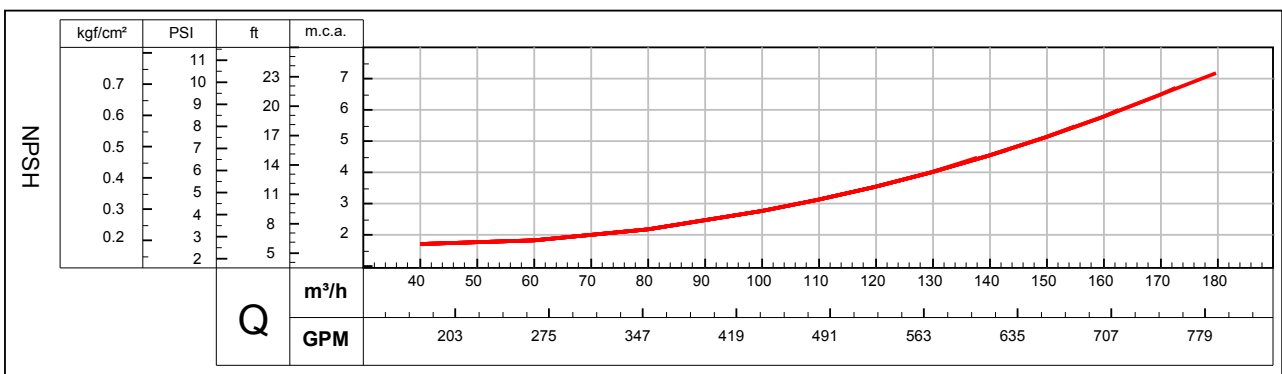
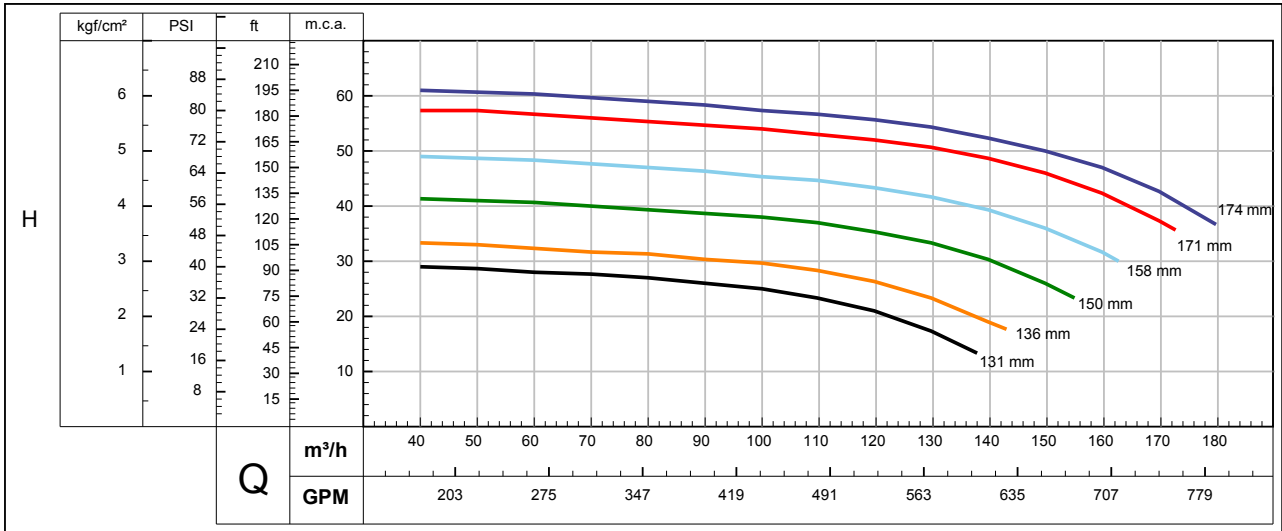


**MODELO  
MODEL**

**100-065-160**

**60 Hz  
II polos/poles**

Sucção/Succión/Suction	4"	Potência/Potencia/Power [kW(cv)]	9.2 (12.5)	11 (15)	15 (20)	18.5 (25)	22 (30)	30 (40)
Recalque/Descarga/Discharge	2 1/2"	Rotor/Impulsor/Impeller (mm)	131	136	150	158	171	174



Curvas características conforme ISO 9906 Anexo A.  
Desempeño hidráulico de acuerdo a la ISO 9906 Anexo A.  
Hydraulic performance according to ISO 9906 Annex A.

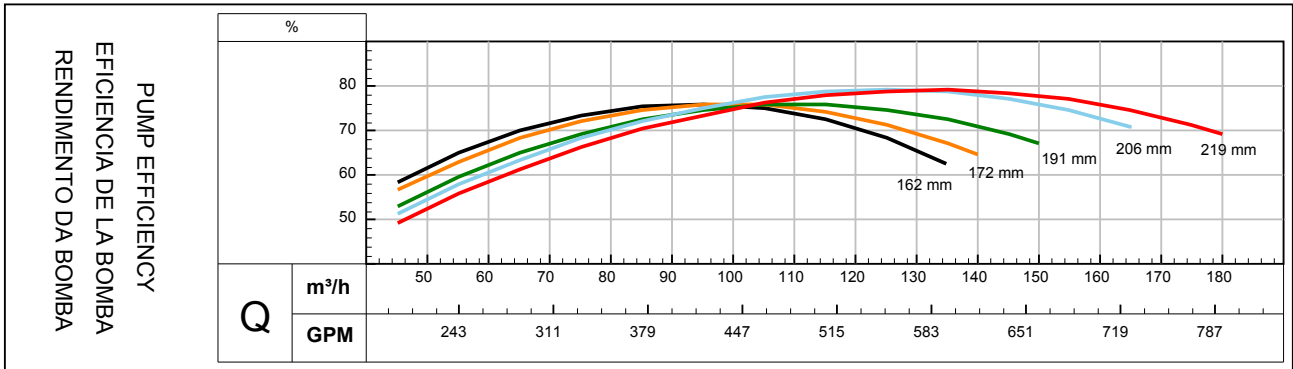
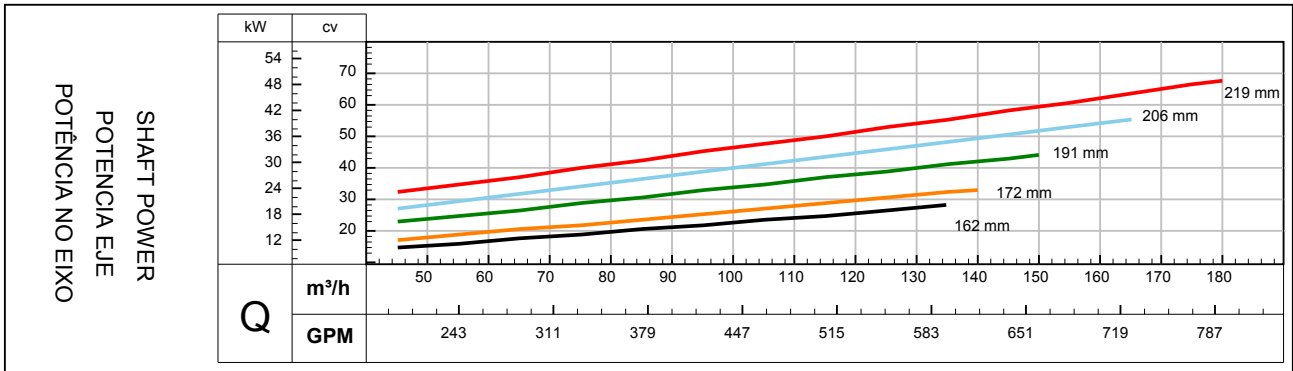
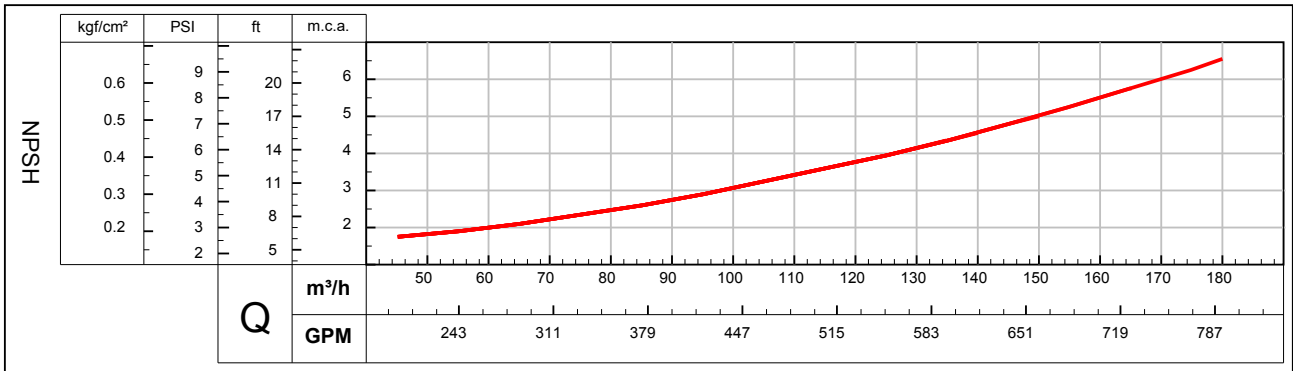
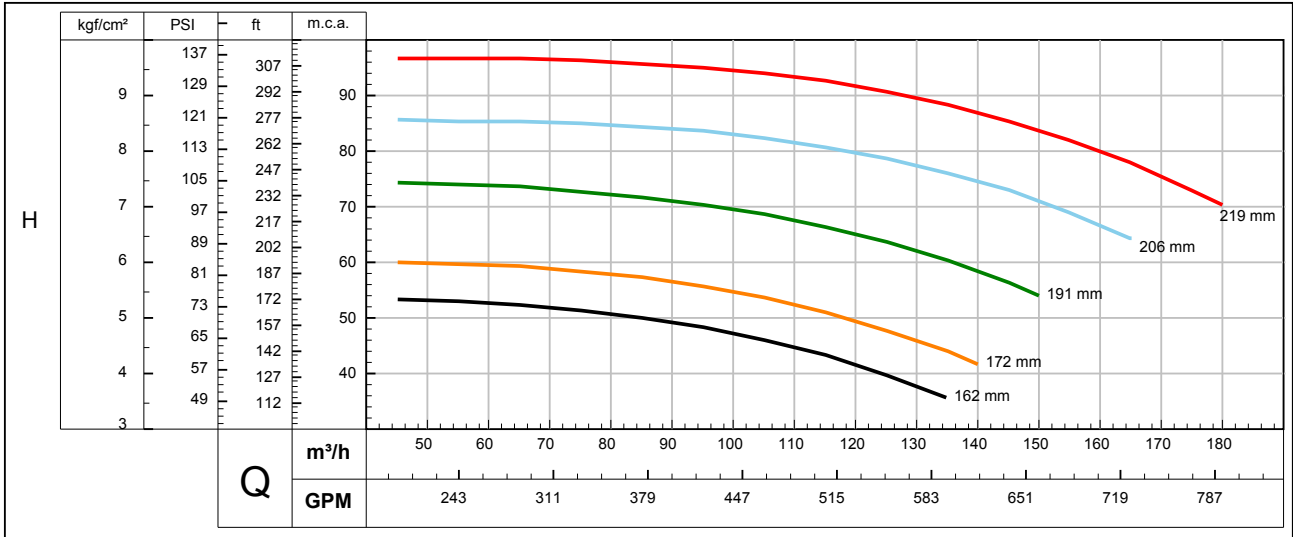


**MODELO  
MODEL**

**100-065-200**

**60 Hz  
II polos/poles**

Sucção/Succión/Suction	4"	Potência/Potencia/Power [kW(cv)]	18.5 (25)	22 (30)	30 (40)	37 (50)	45 (60)
Recalque/Descarga/Discharge	2 1/2"	Rotor/Impulsor/Impeller (mm)	162	172	191	206	219



Curvas características conforme ISO 9906 Anexo A.  
Desempeño hidráulico de acuerdo a la ISO 9906 Anexo A.  
Hydraulic performance according to ISO 9906 Annex A.

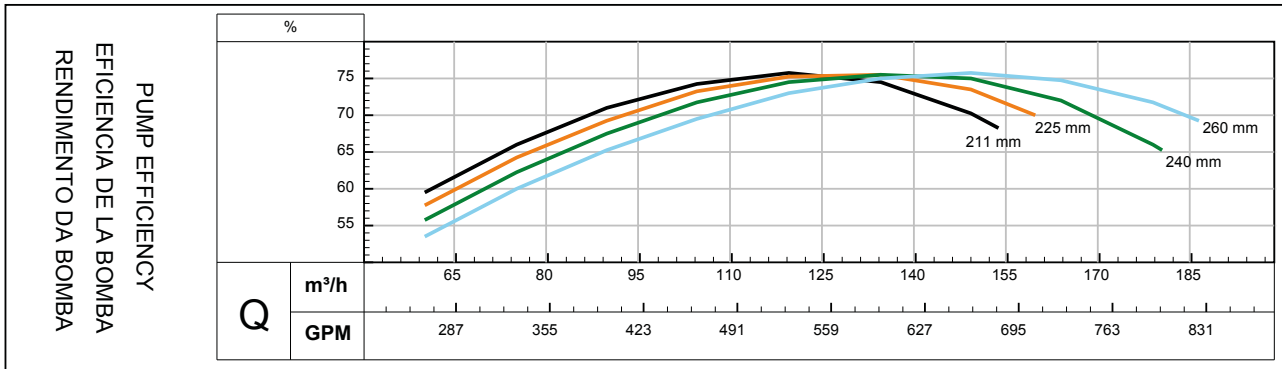
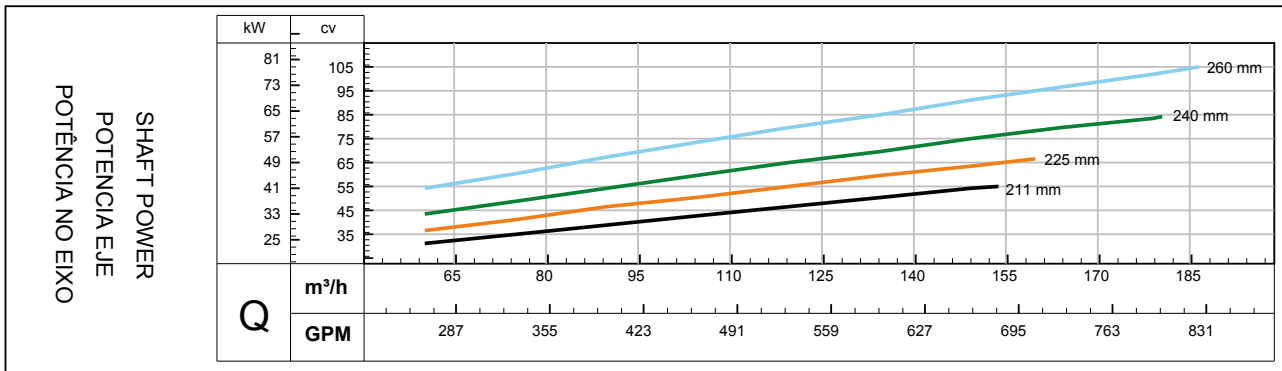
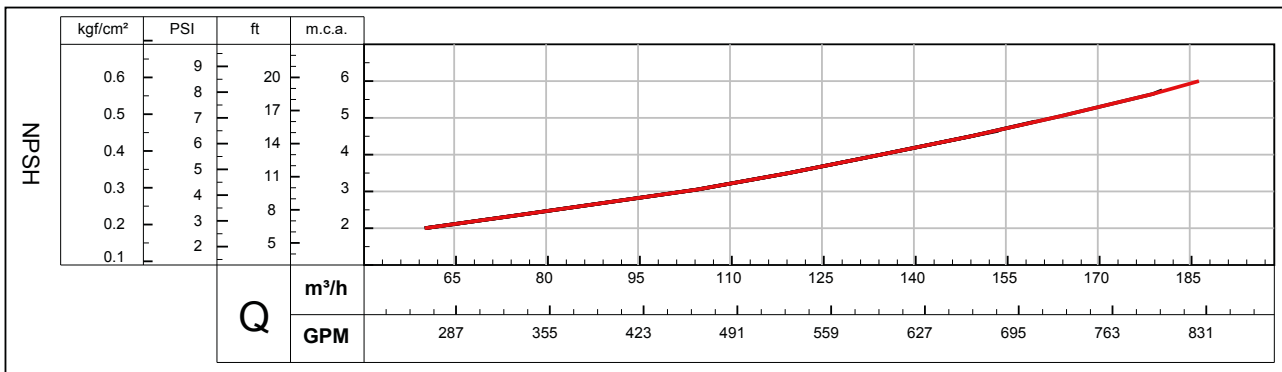
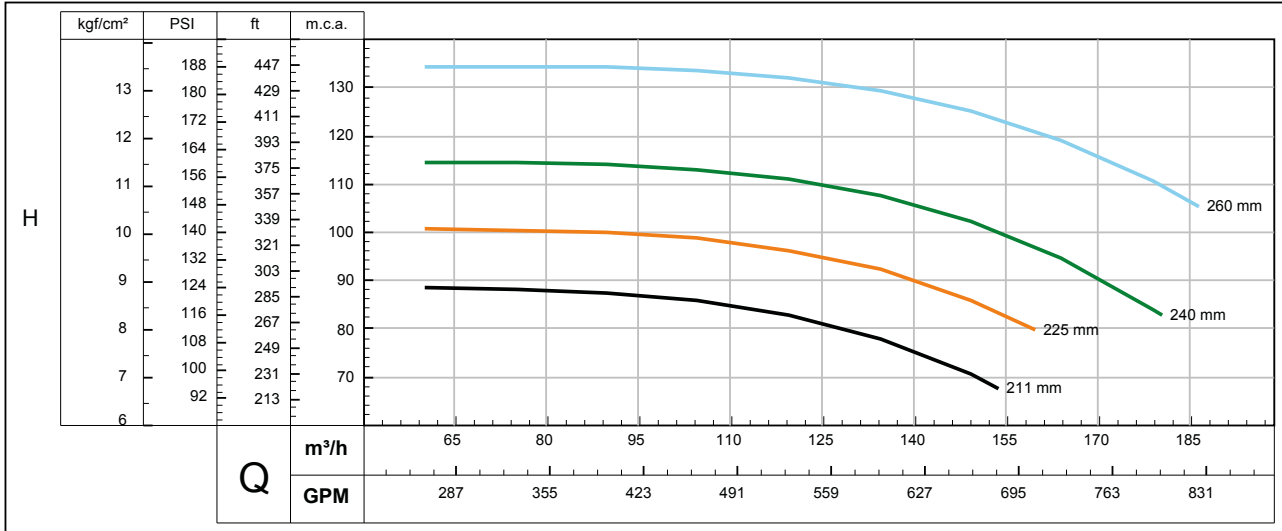


**MODELO  
MODEL**

**100-065-250**

**60 Hz  
II polos/poles**

Sucção/Succión/Suction	4"	Potência/Potencia/Power [kW(cv)]	37 (50)	45 (60)	55 (75)	75 (100)
Recalque/Descarga/Discharge	2 1/2"	Rotor/Impulsor/Impeller (mm)	211	225	240	260



Curvas características conforme ISO 9906 Anexo A.  
Desempeño hidráulico de acuerdo a la ISO 9906 Anexo A.  
Hydraulic performance according to ISO 9906 Annex A.

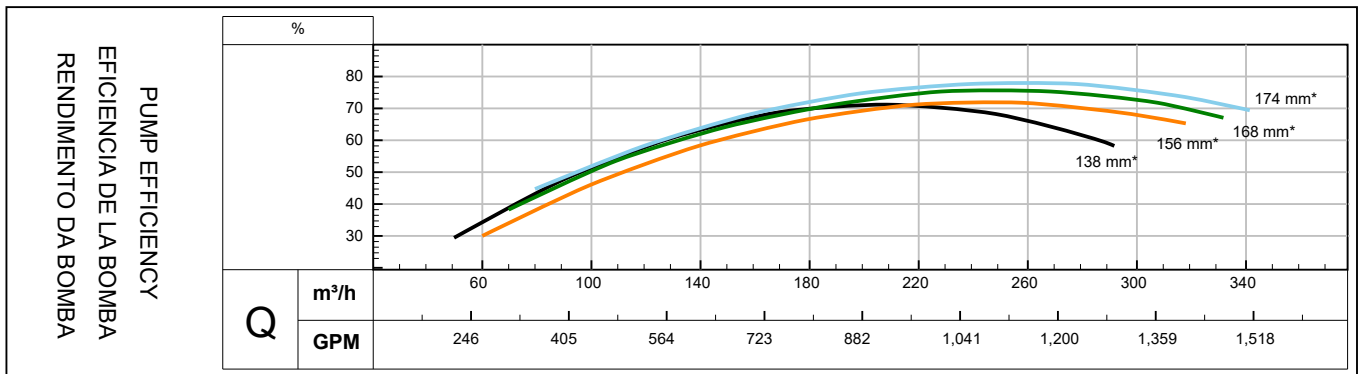
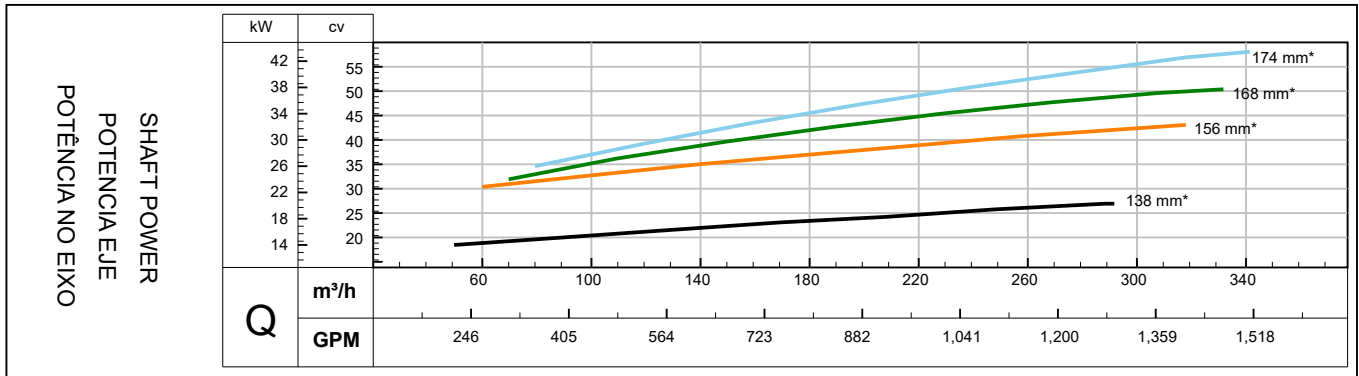
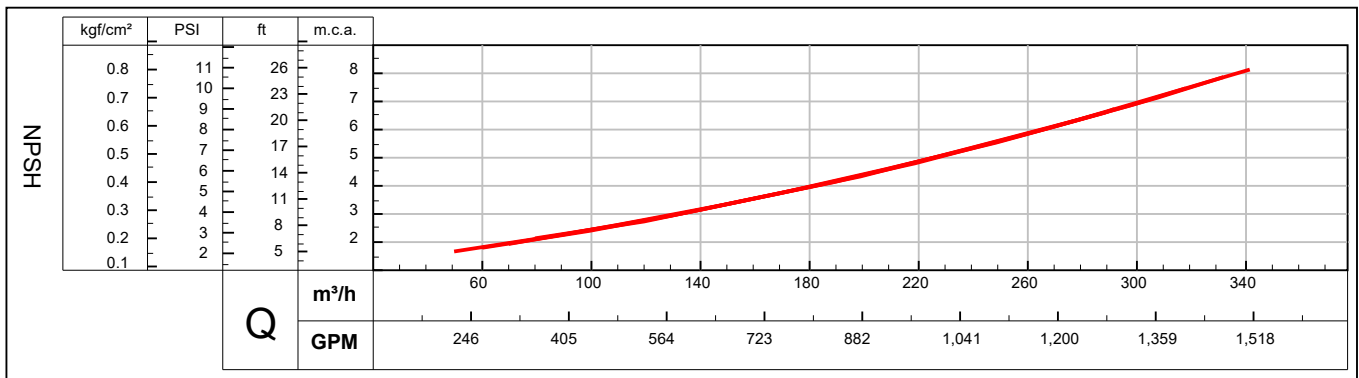
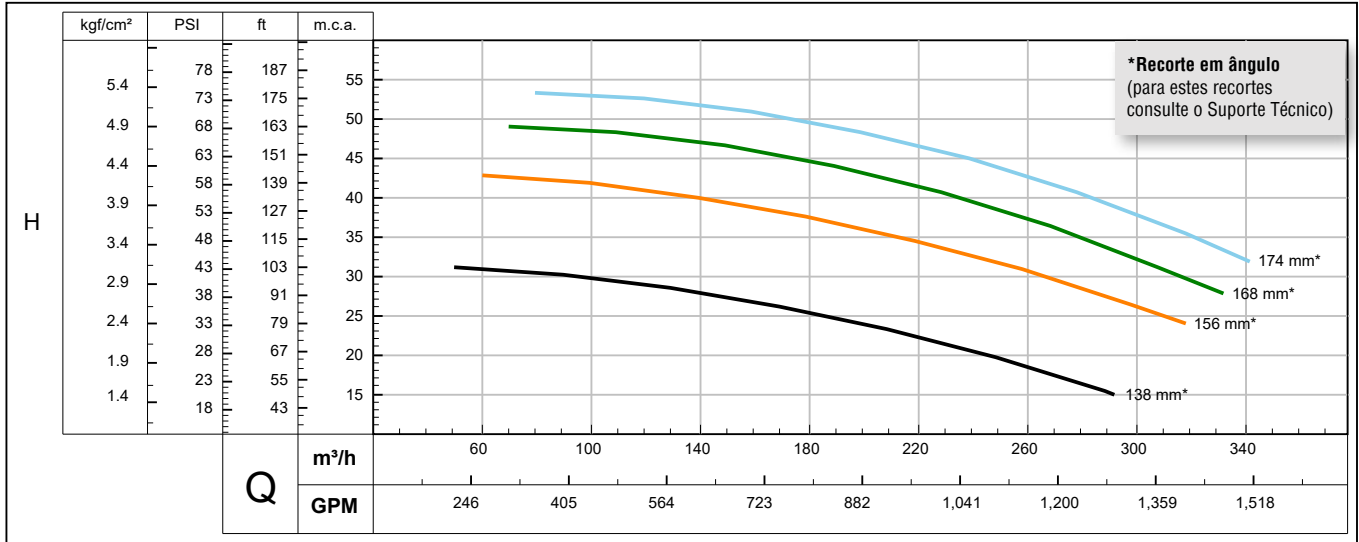


**MODELO  
MODEL**

**125-080-160**

**60 Hz  
II polos/poles**

Sucção/Succión/Suction	5"	Potência/Potencia/Power [kW(cv)]	22 (30)	30 (40)	37 (50)	45 (60)
Recalque/Descarga/Discharge	3"	Rotor/Impulsor/Impeller (mm)	138*	156*	168*	174*



Curvas características conforme ISO 9906 Anexo A.  
Desempeño hidráulico de acuerdo a la ISO 9906 Anexo A.  
Hydraulic performance according to ISO 9906 Annex A.



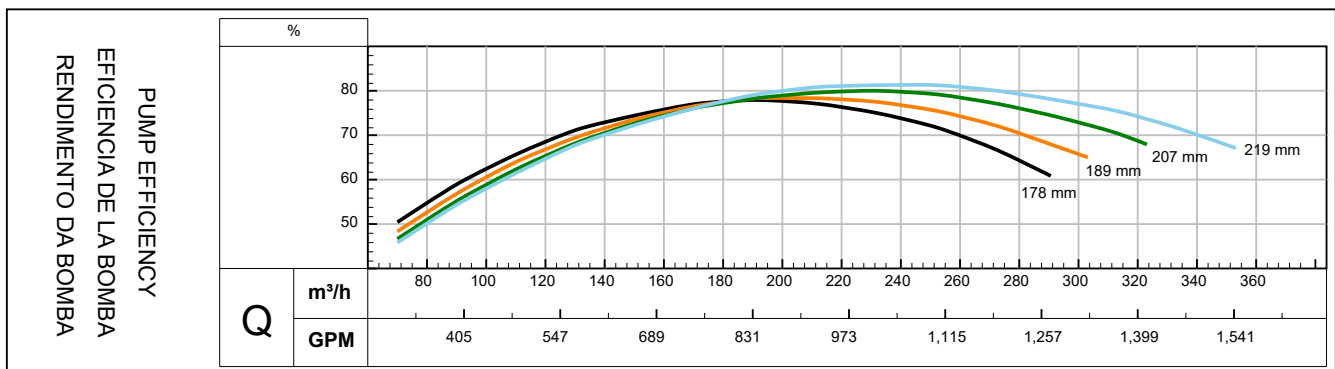
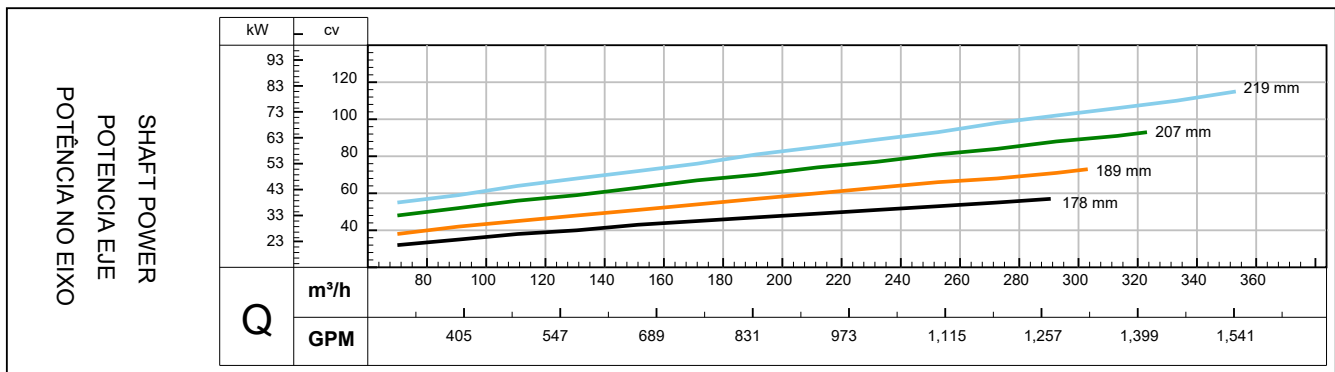
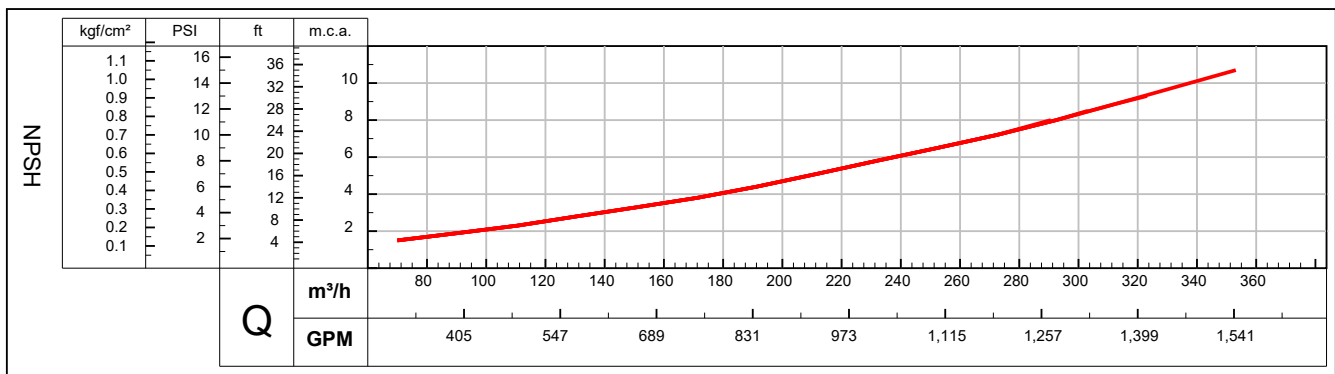
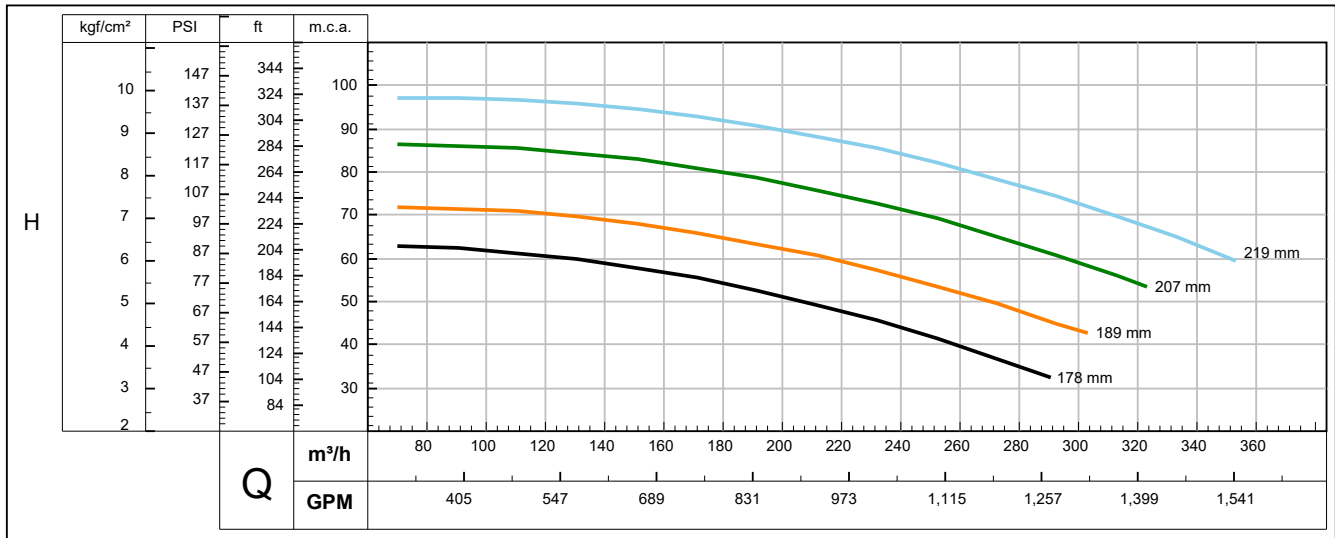


**MODELO  
MODEL**

**125-080-200**

**60 Hz  
II polos/poles**

Sucção/Succión/Suction	5"	Potência/Potencia/Power [kW(cv)]	37 (50)	45 (60)	55 (75)	75 (100)
Recalque/Descarga/Discharge	3"	Rotor/Impulsor/Impeller (mm)	178	189	207	219



Curvas características conforme ISO 9906 Anexo A.  
Desempenho hidráulico de acuerdo a la ISO 9906 Anexo A.  
Hydraulic performance according to ISO 9906 Annex A.

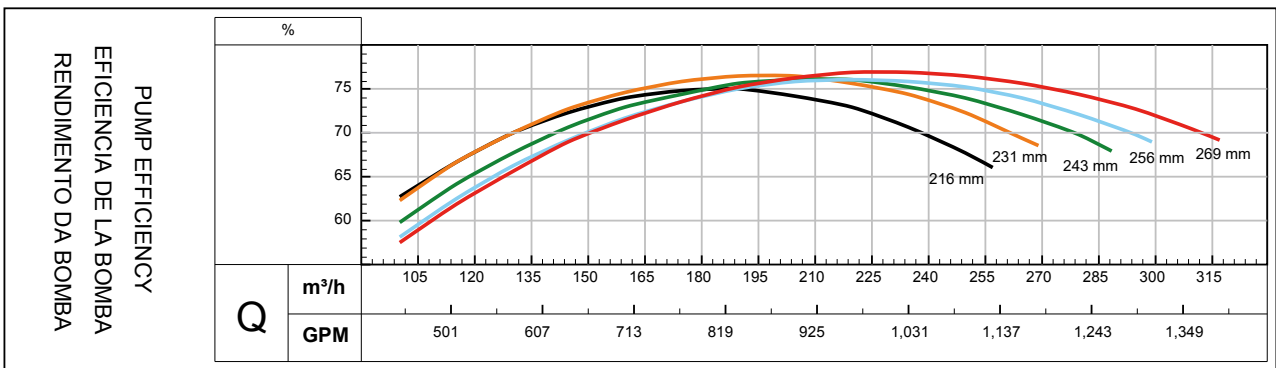
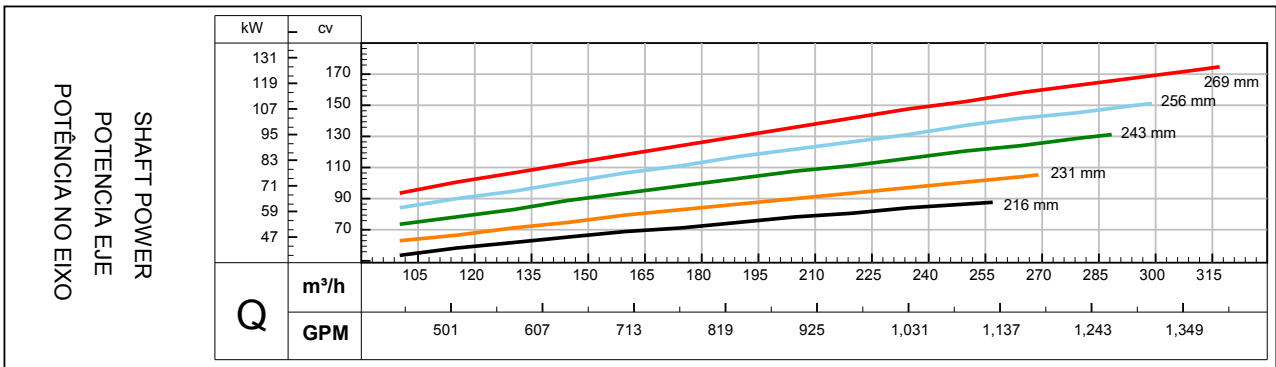
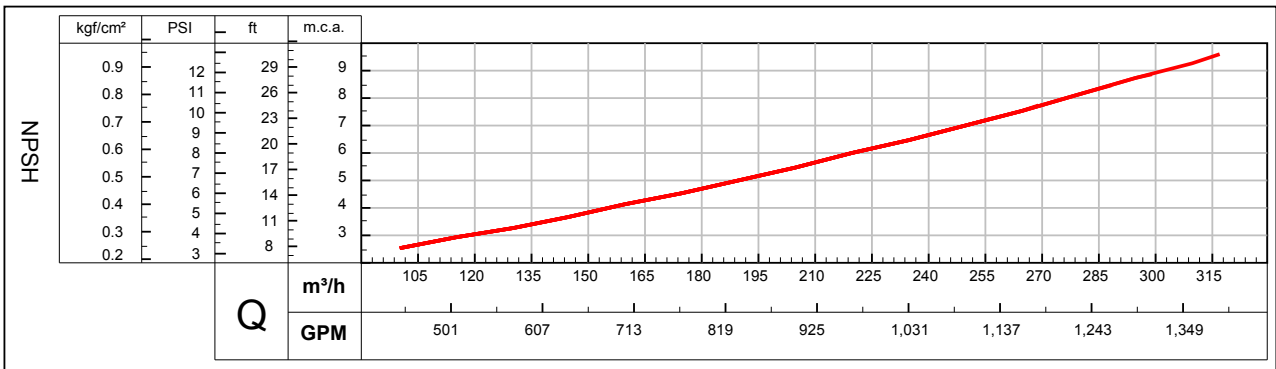
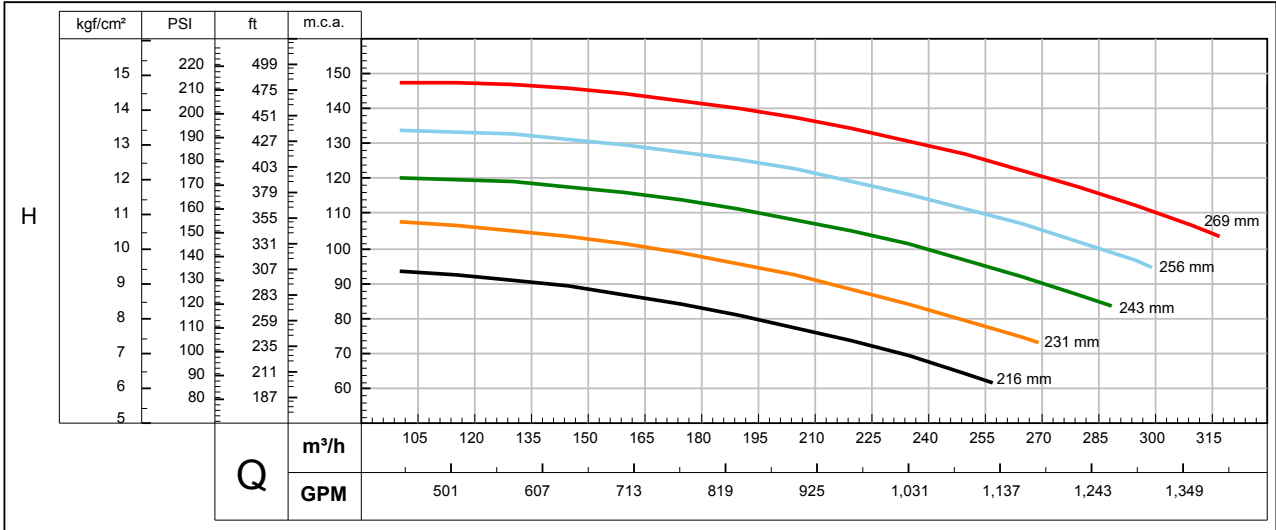


**MODELO  
MODEL**

**125-080-250**

**60 Hz  
II polos/poles**


Sucção/Succión/Suction	5"	Potência/Potencia/Power [kW(cv)]	75 (100)	75 (100)	90 (125)	110 (150)	132 (175)
Recalque/Descarga/Discharge	3"	Rotor/Impulsor/Impeller (mm)	216	231	243	256	269



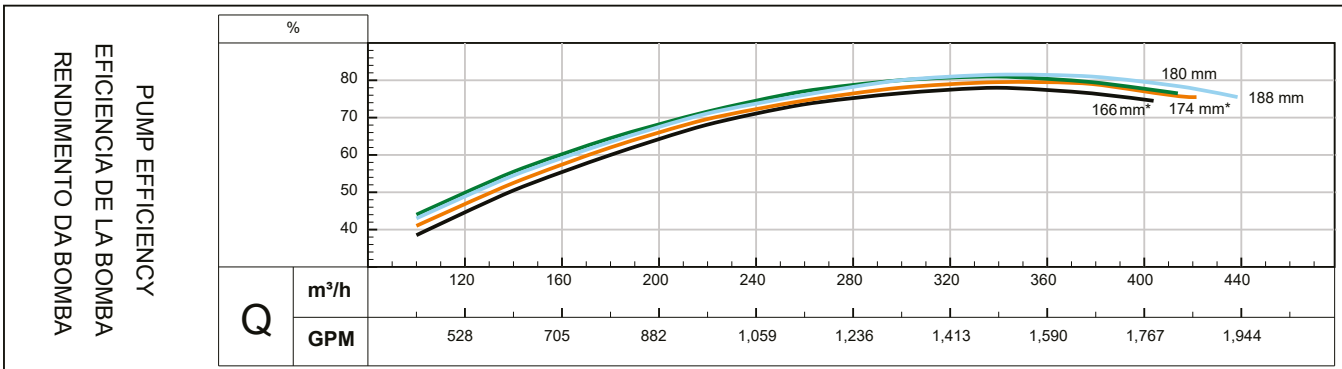
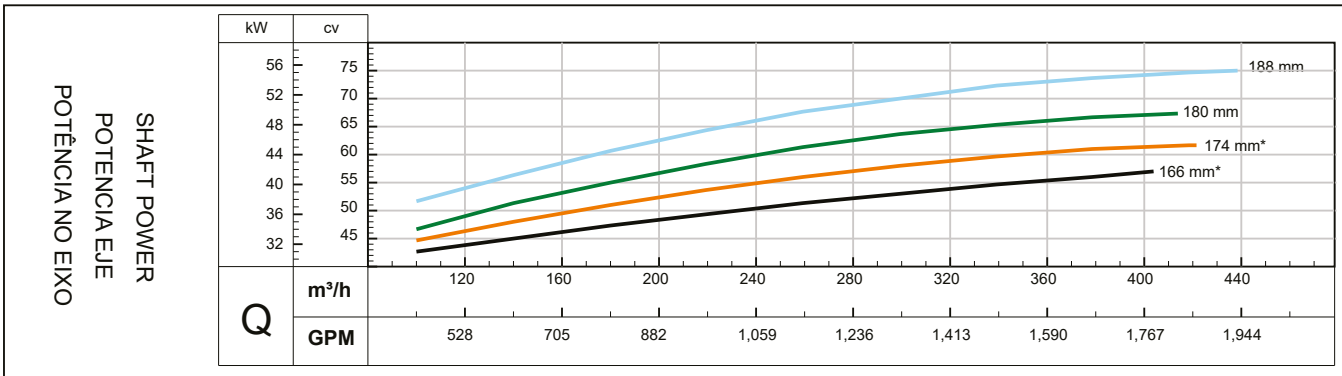
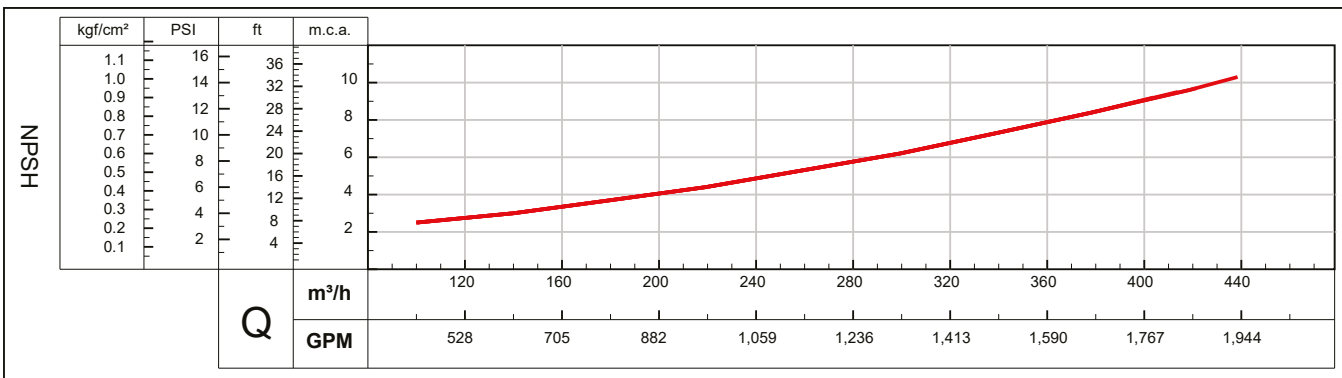
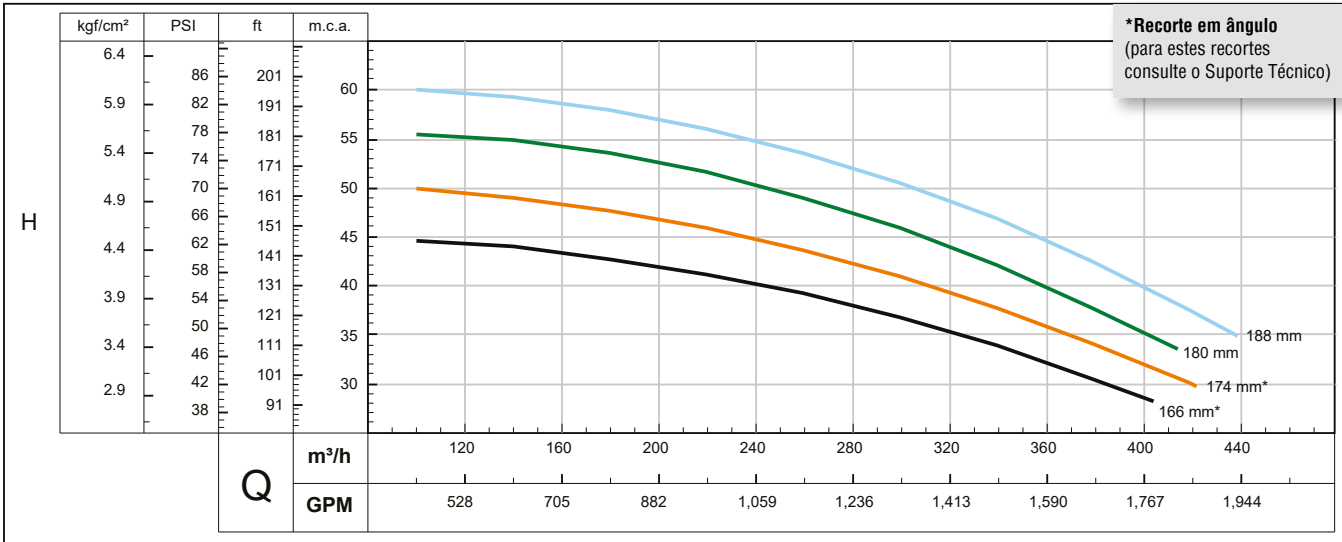
Curvas características conforme ISO 9906 Anexo A.  
Desempeño hidráulico de acuerdo a la ISO 9906 Anexo A.  
Hydraulic performance according to ISO 9906 Annex A.

# CURVAS DE DESEMPENHO - 3.500 rpm

Mancal

	MODELO	125-100-160	60 Hz			
	MODEL		II polos/poles			

Sucção/Succión/Suction	5"	Potência/Potencia/Power [kW(cv)]	37 (50)	45 (60)	45 (60)	55 (75)
Recalque/Descarga/Discharge	4"	Rotor/Impulsor/Impeller (mm)	166*	174*	180	188



Curvas características conforme ISO 9906 Anexo A.  
 Desempeño hidráulico de acuerdo a la ISO 9906 Anexo A.  
 Hydraulic performance according to ISO 9906 Annex A.

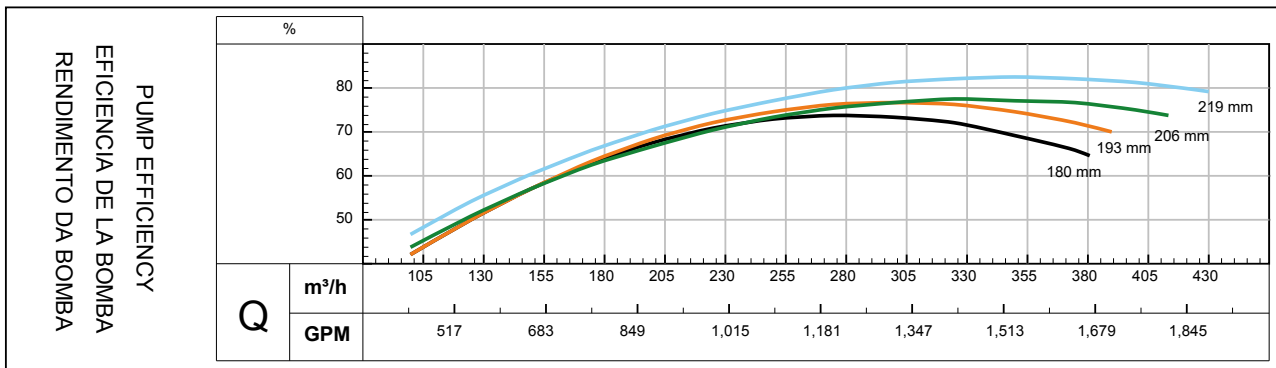
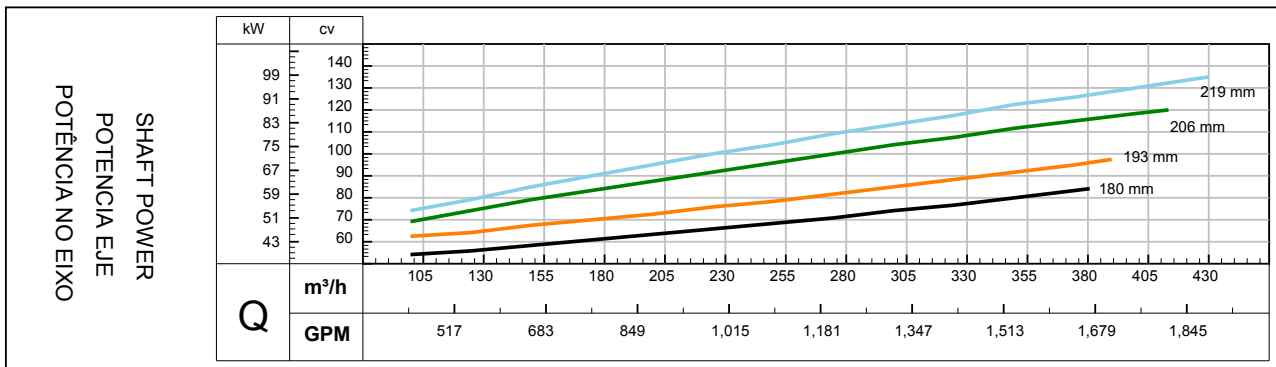
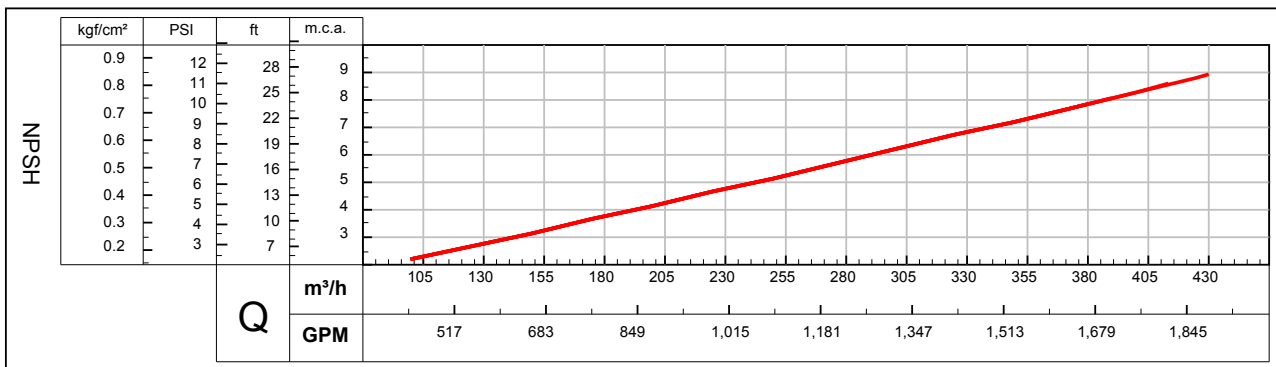
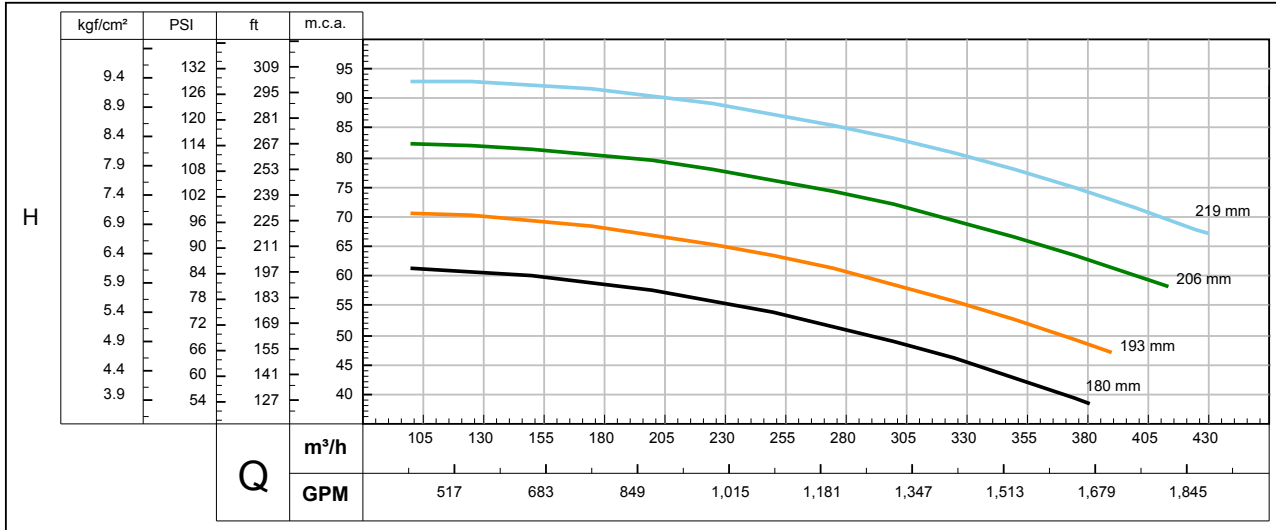


**MODELO  
MODEL**

**125-100-200**

**60 Hz  
II polos/poles**

Sucção/Succión/Suction	5"	Potência/Potencia/Power [kW(cv)]	55 (75)	75 (100)	90 (125)	110 (150)
Recalque/Descarga/Discharge	4"	Rotor/Impulsor/Impeller (mm)	180	193	206	219



Curvas características conforme ISO 9906 Anexo A.  
Desempeño hidráulico de acuerdo a la ISO 9906 Anexo A.  
Hydraulic performance according to ISO 9906 Annex A.

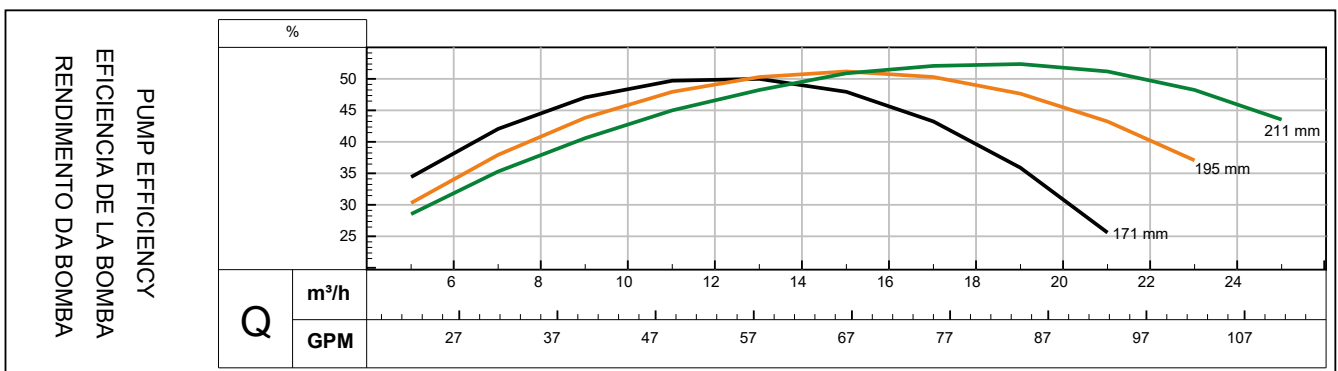
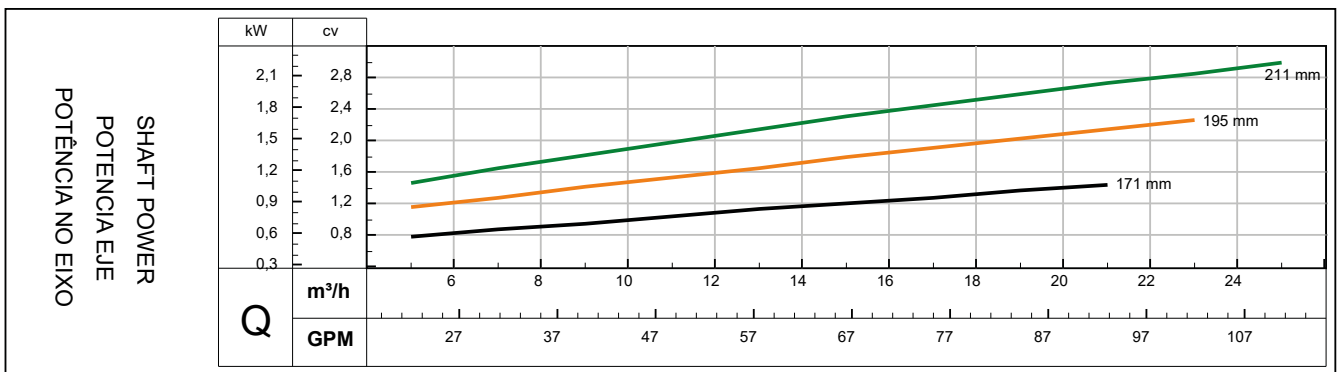
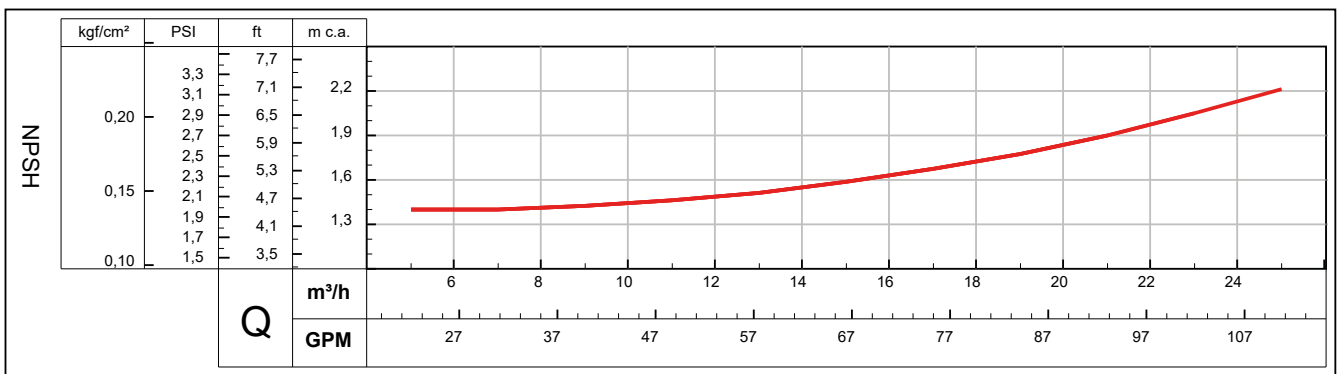
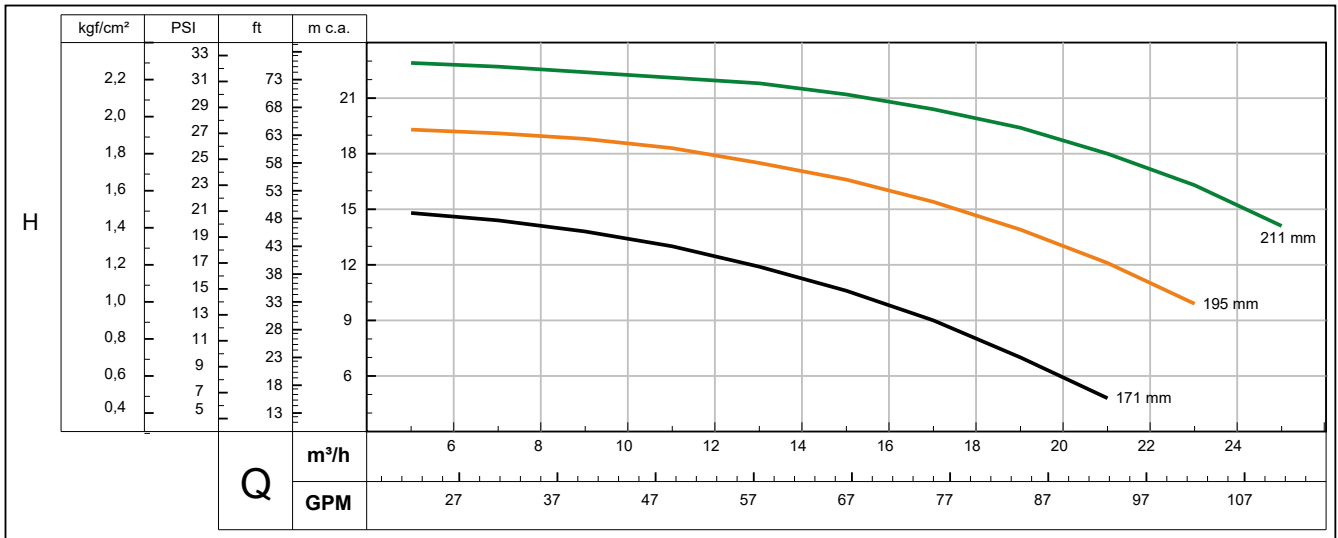


**MODELO  
MODEL**

**050-032-200**

**60 Hz  
IV polos/poles**

Sucção/Succión/Suction	2"	Potência/Potencia/Power [kW(cv)]	1.1 (1.5)	1.5 (2)	2.2 (3)
Recalque/Descarga/Discharge	1 1/4"	Rotor/Impulsor/Impeller (mm)	171	195	211



Curvas características conforme ISO 9906 Anexo A.  
Desempeño hidráulico de acuerdo a la ISO 9906 Anexo A.  
Hydraulic performance according to ISO 9906 Annex A.

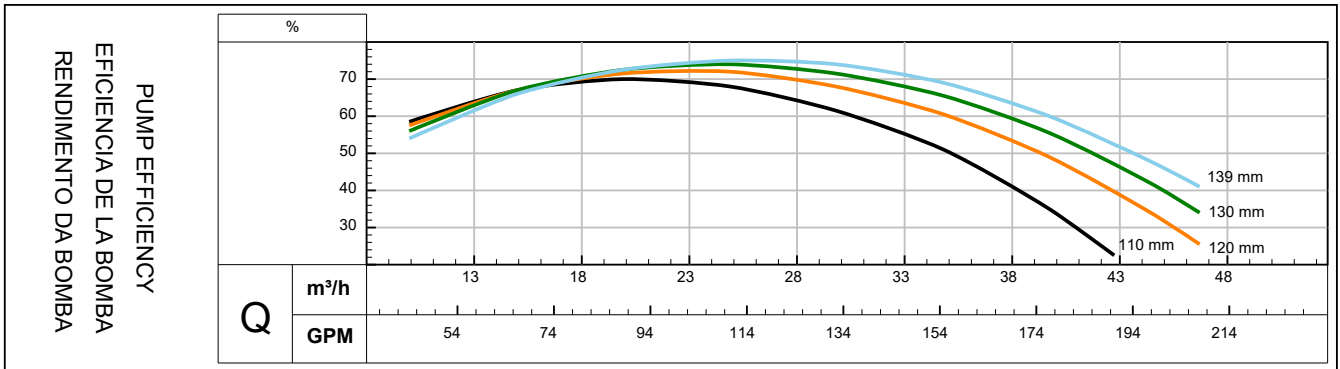
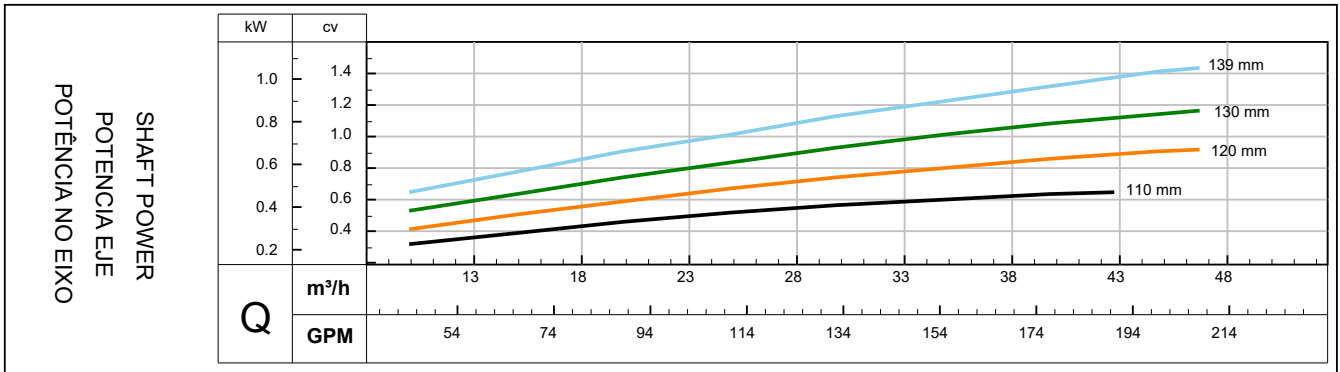
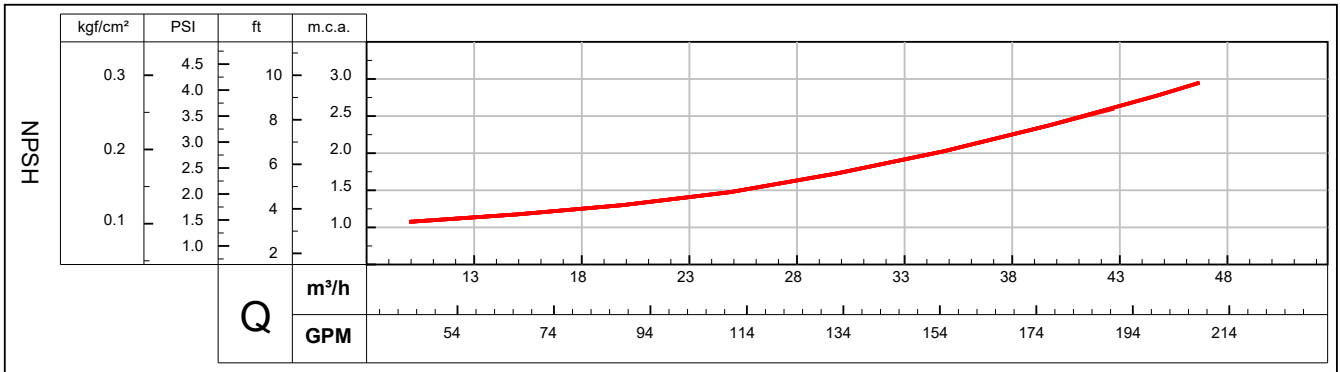
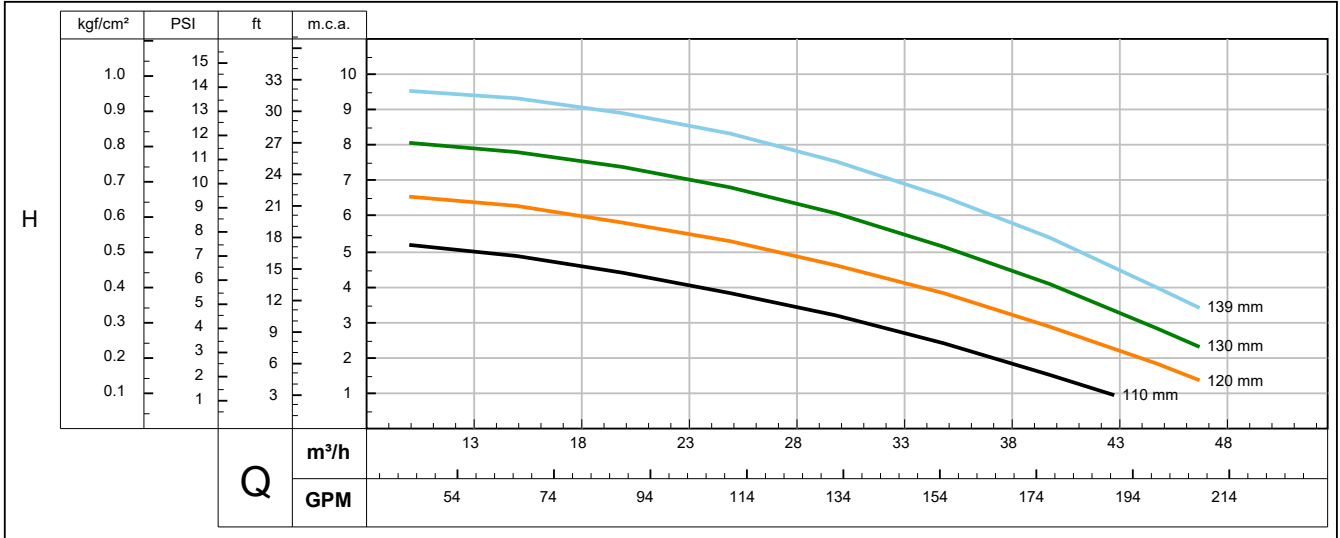


**MODELO  
MODEL**

**065-040-125**

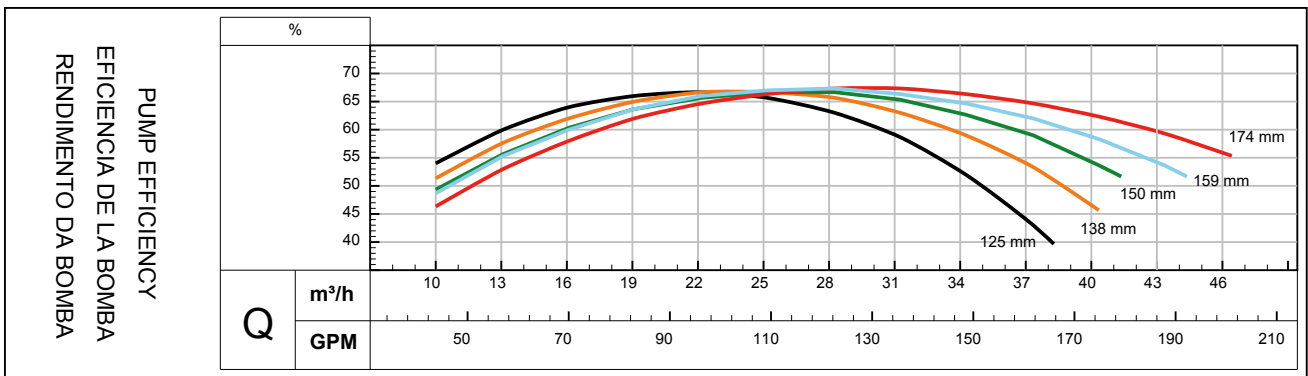
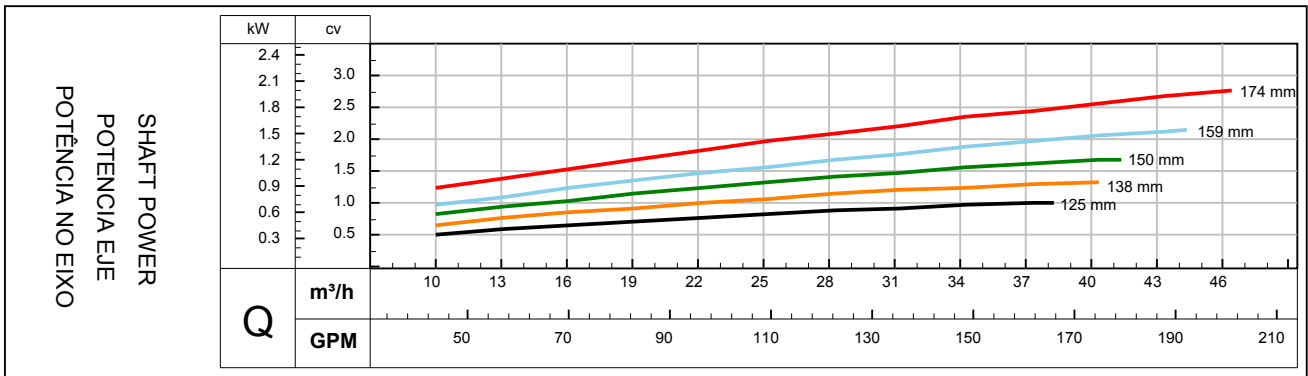
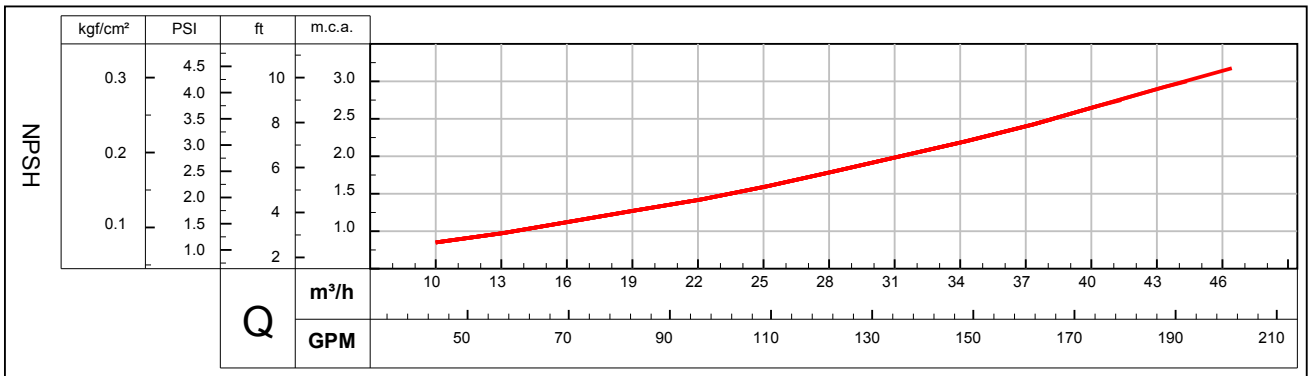
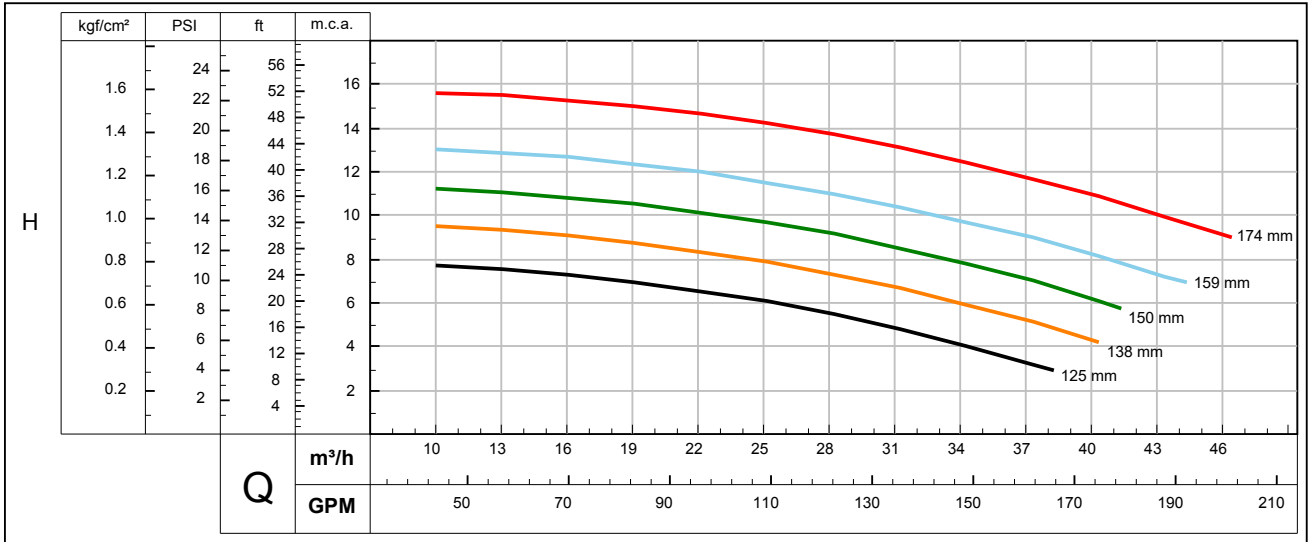
**60 Hz  
IV polos/poles**

Sucção/Succión/Suction	<b>2 1/2"</b>	Potência/Potencia/Power [kW(cv)]	0.6 (0.75)	0.75 (1)	0.75 (1)	1.1 (1.5)
Recalque/Descarga/Discharge	<b>1 1/2"</b>	Rotor/Impulsor/Impeller (mm)	110	120	130	139



Curvas características conforme ISO 9906 Anexo A.  
Desempeño hidráulico de acuerdo a la ISO 9906 Anexo A.  
Hydraulic performance according to ISO 9906 Annex A.

	<b>MODELO</b> <b>MODEL</b>	<b>065-040-160</b>	<b>60 Hz</b> <b>IV polos/poles</b>				
	<b>Sucção/Succión/Suction</b>	<b>2 1/2"</b>	<b>Potência/Potencia/Power [kW(cv)]</b>	<b>0.75 (1)</b>	<b>1.1 (1.5)</b>	<b>1.1 (1.5)</b>	<b>1.5 (2)</b>
<b>Recalque/Descarga/Discharge</b>	<b>1 1/2"</b>	<b>Rotor/Impulsor/Impeller (mm)</b>	<b>125</b>	<b>138</b>	<b>150</b>	<b>159</b>	<b>174</b>



Curvas características conforme ISO 9906 Anexo A.  
 Desempeño hidráulico de acuerdo a la ISO 9906 Anexo A.  
 Hydraulic performance according to ISO 9906 Annex A.

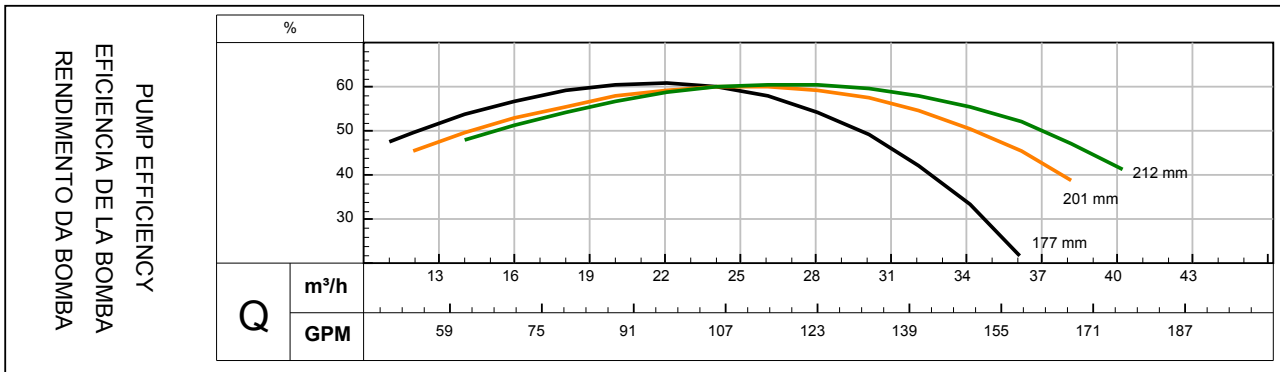
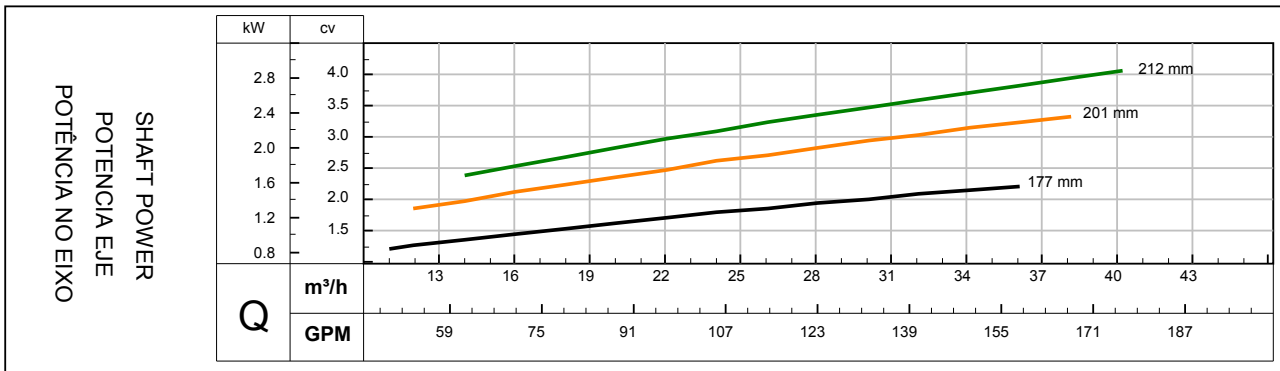
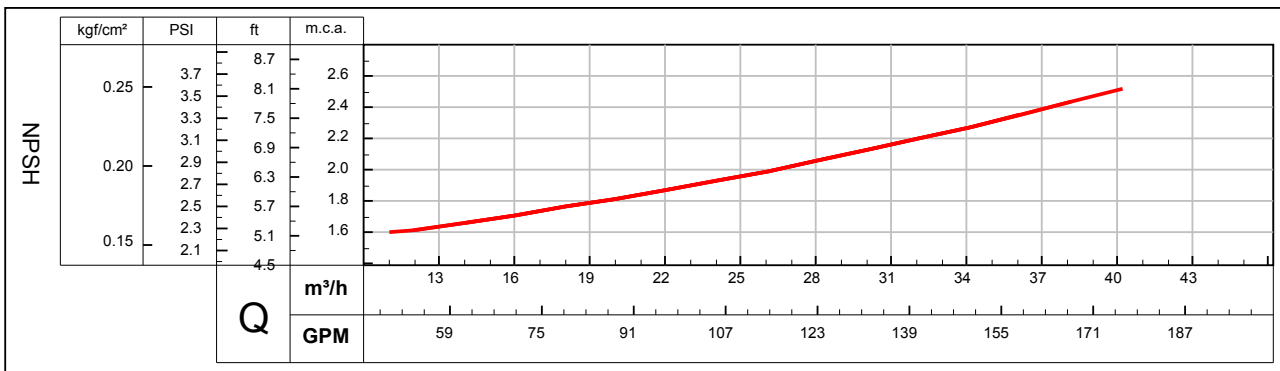
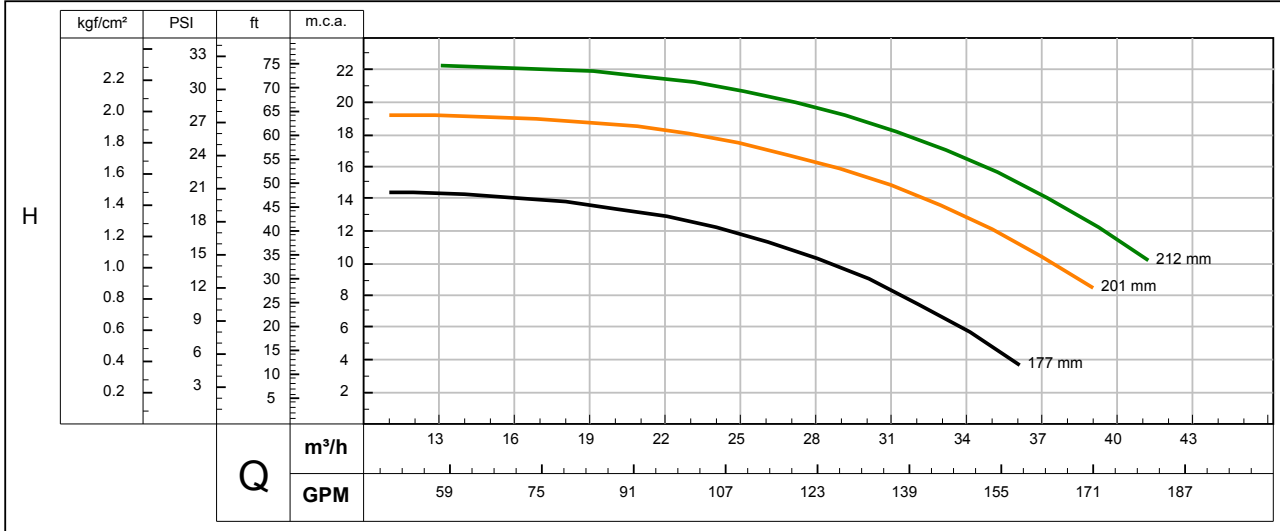


**MODELO  
MODEL**

**065-040-200**

**60 Hz  
IV polos/poles**

Sucção/Succión/Suction	2 1/2"	Potência/Potencia/Power [kW(cv)]	1.5 (2)	2.2 (3)	3 (4)
Recalque/Descarga/Discharge	1 1/2"	Rotor/Impulsor/Impeller (mm)	177	201	212



Curvas características conforme ISO 9906 Anexo A.  
Desempeño hidráulico de acuerdo a la ISO 9906 Anexo A.  
Hydraulic performance according to ISO 9906 Annex A.



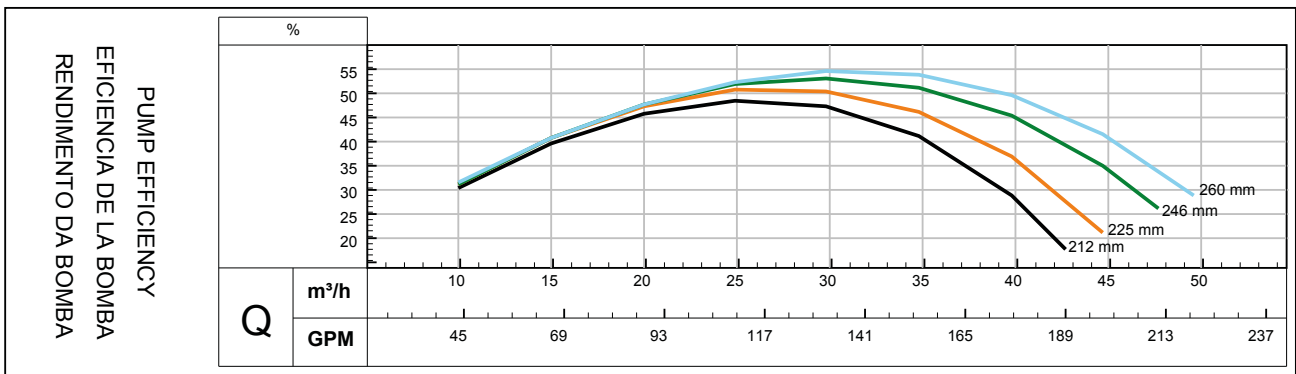
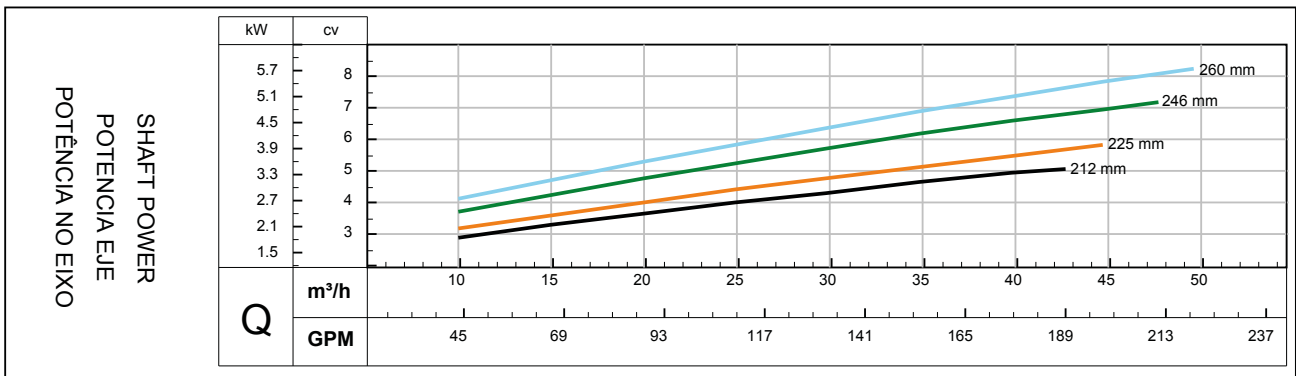
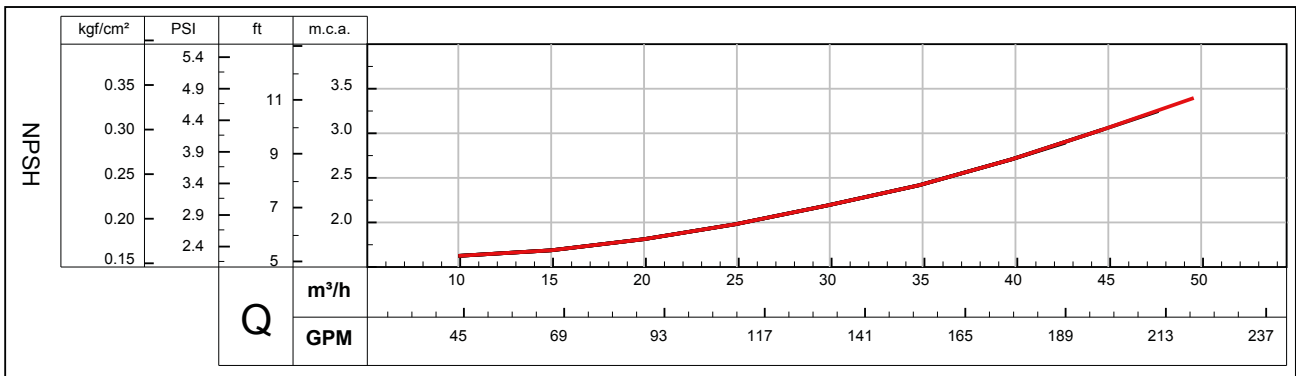
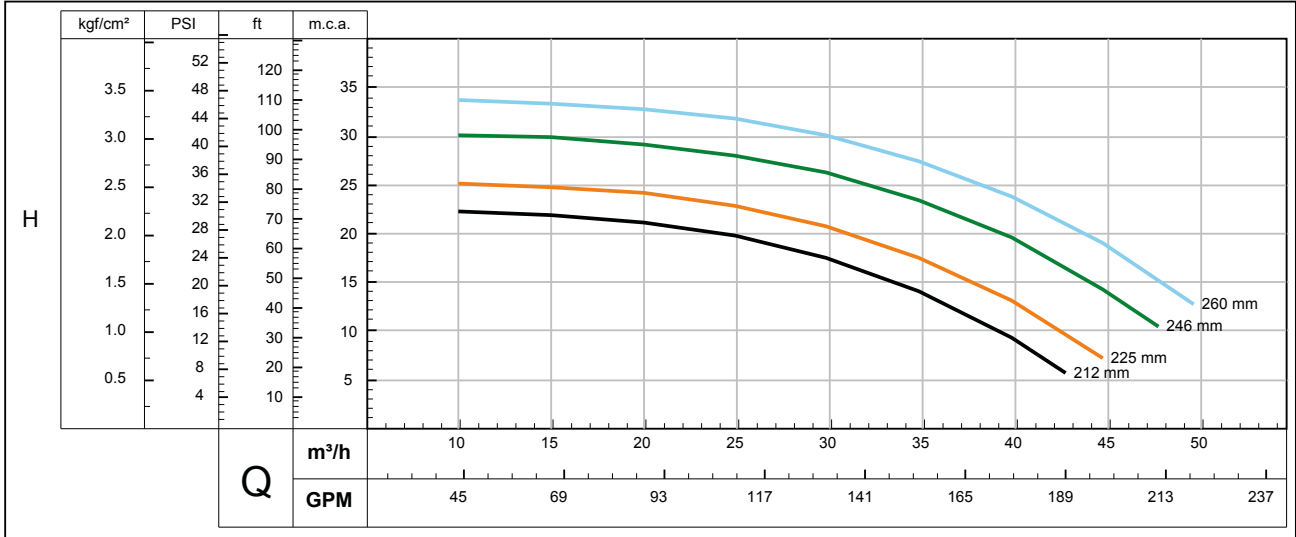


**MODELO  
MODEL**

**065-040-250**

**60 Hz  
IV polos/poles**

Sucção/Succión/Suction	2 1/2"	Potência/Potencia/Power [kW(cv)]	3 (4)	3.7 (5)	4,5 (6)	5.5 (7.5)
Recalque/Descarga/Discharge	1 1/2"	Rotor/Impulsor/Impeller (mm)	212	225	246	260



Curvas características conforme ISO 9906 Anexo A.  
Desempeño hidráulico de acuerdo a la ISO 9906 Anexo A.  
Hydraulic performance according to ISO 9906 Annex A.

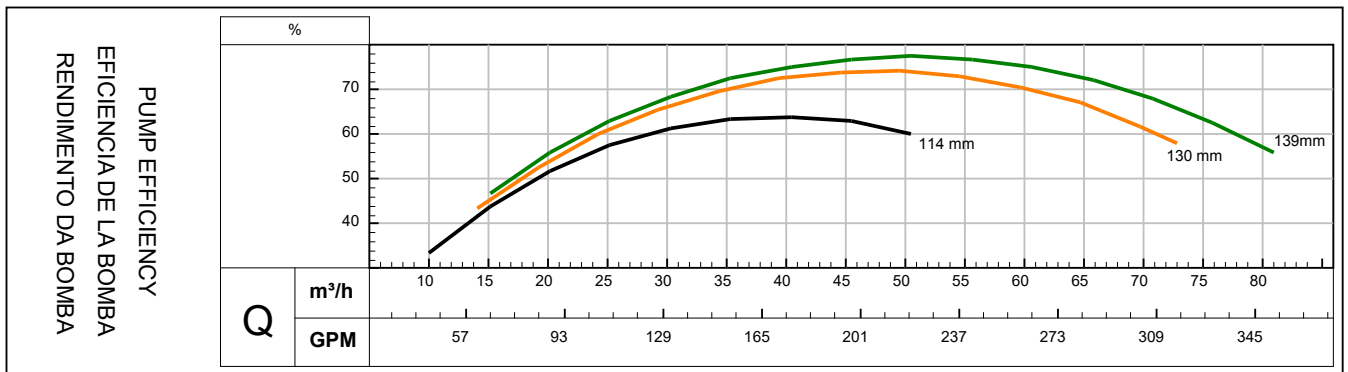
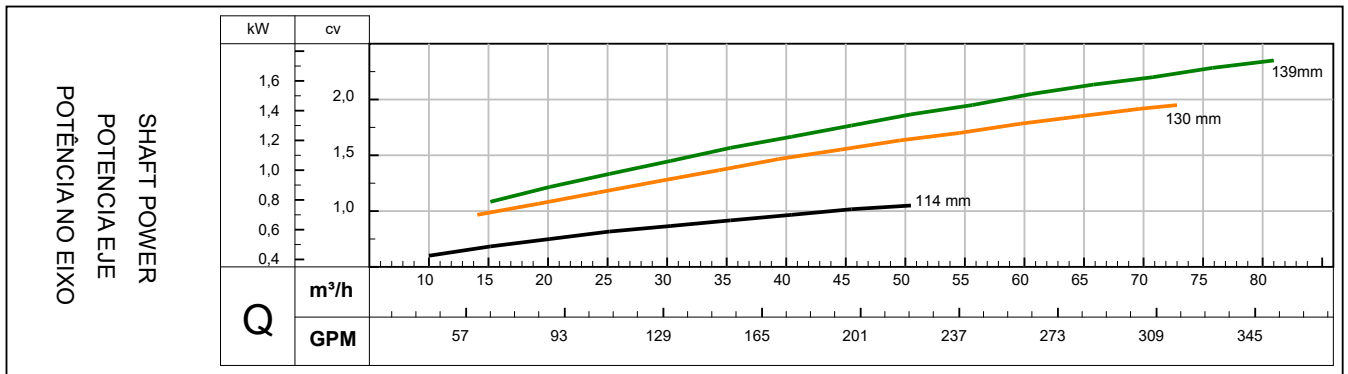
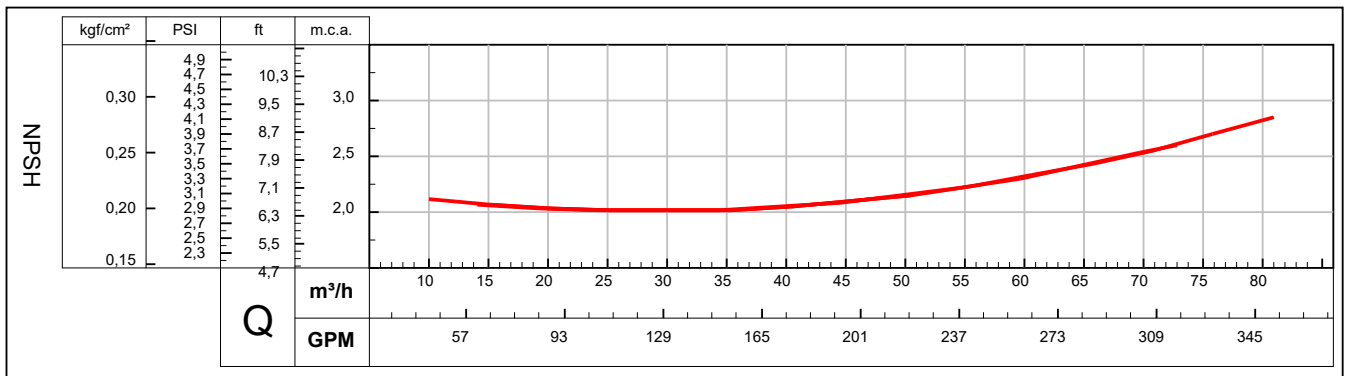
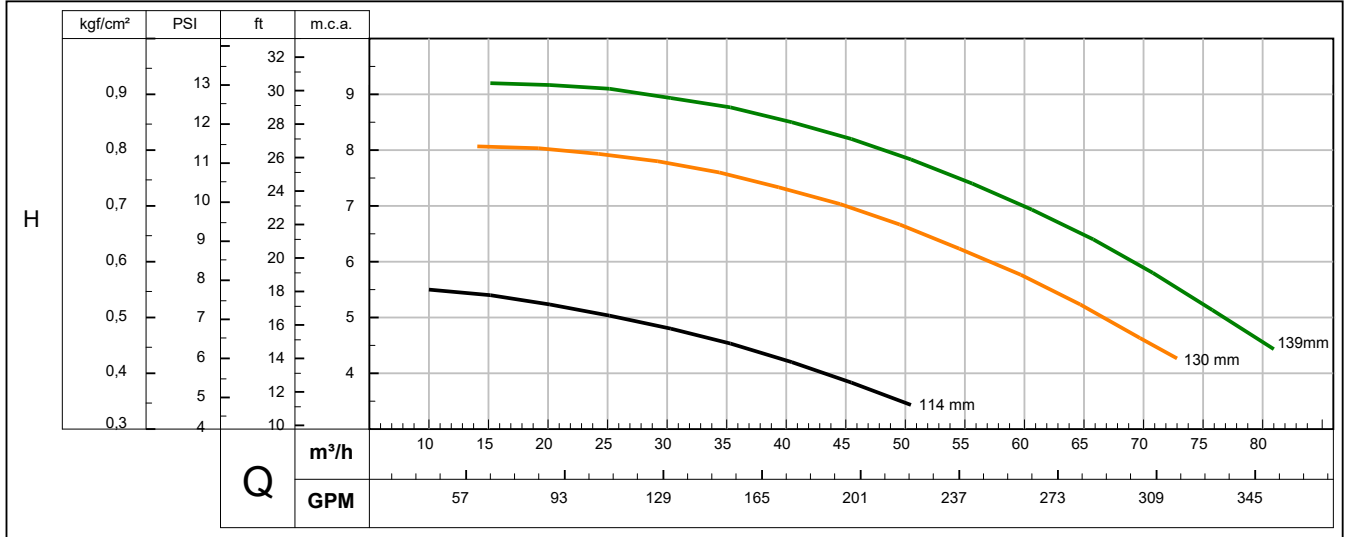


**MODELO  
MODEL**

**080-050-125**

**60 Hz  
IV polos/poles**

Sucção/Succión/Suction	3"	Potência/Potencia/Power [kW(cv)]	0.75 (1)	1.1 (1.5)	1.5 (2)
Recalque/Descarga/Discharge	2"	Rotor/Impulsor/Impeller (mm)	114	130	139



Curvas características conforme ISO 9906 Anexo A.  
Desempeño hidráulico de acuerdo a la ISO 9906 Anexo A.  
Hydraulic performance according to ISO 9906 Annex A.

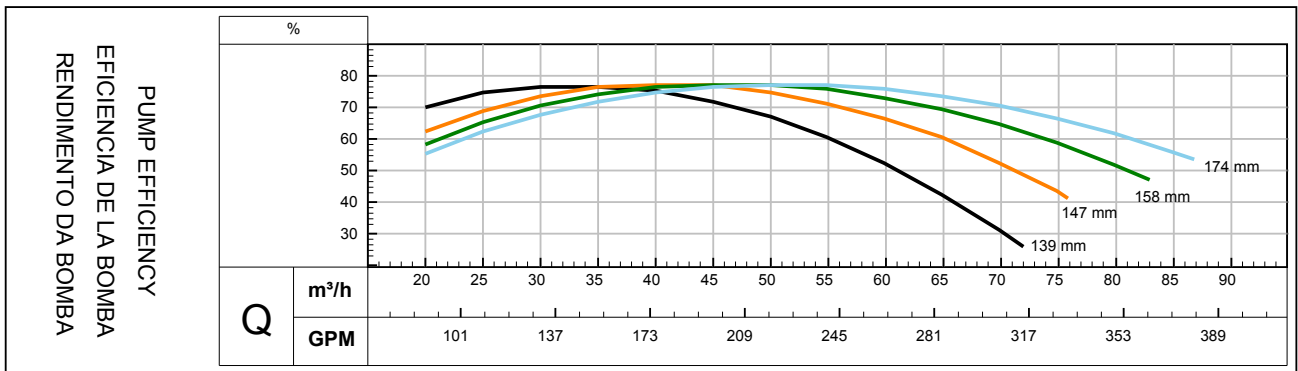
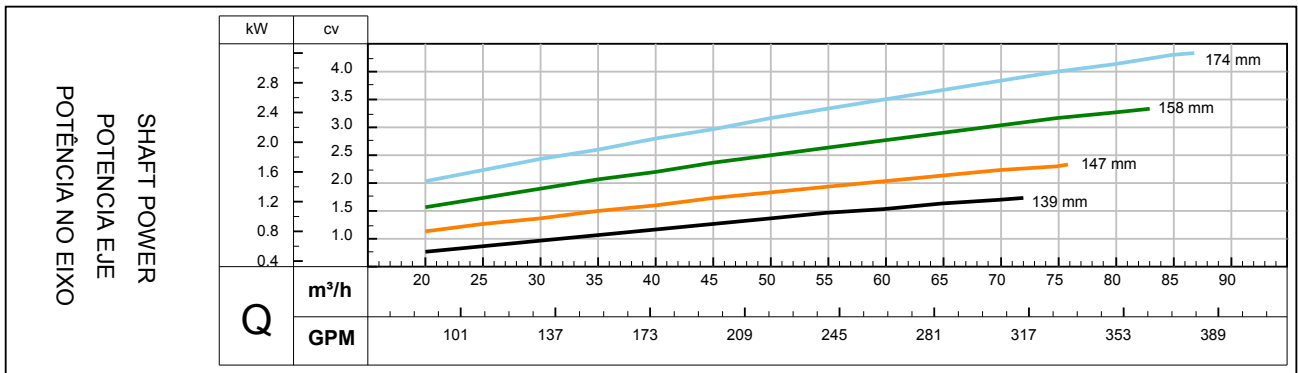
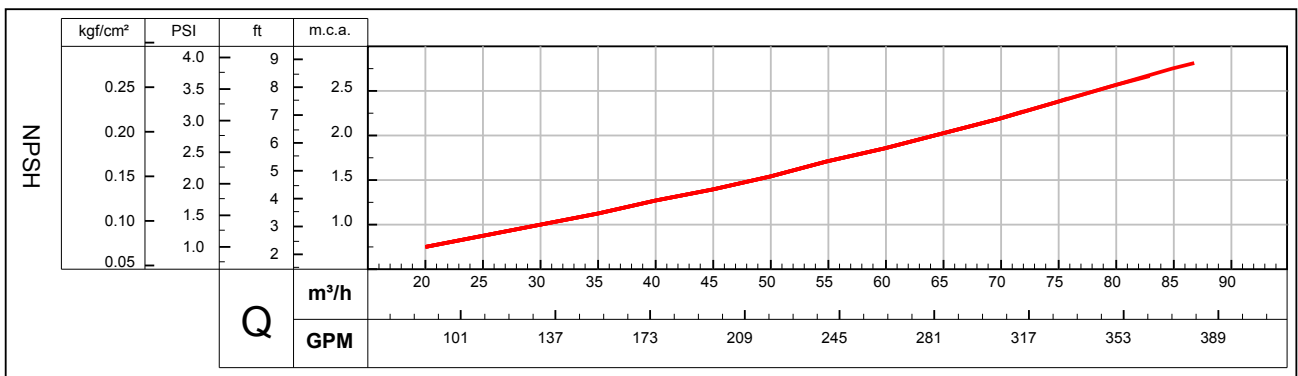
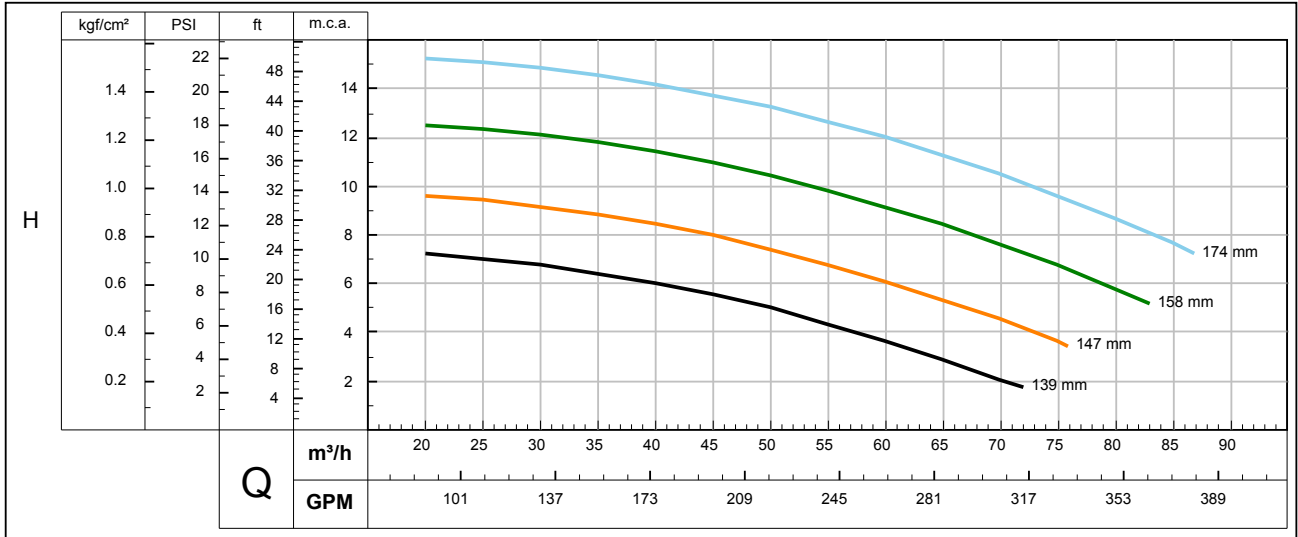


**MODELO  
MODEL**

**080-050-160**

**60 Hz  
IV polos/poles**

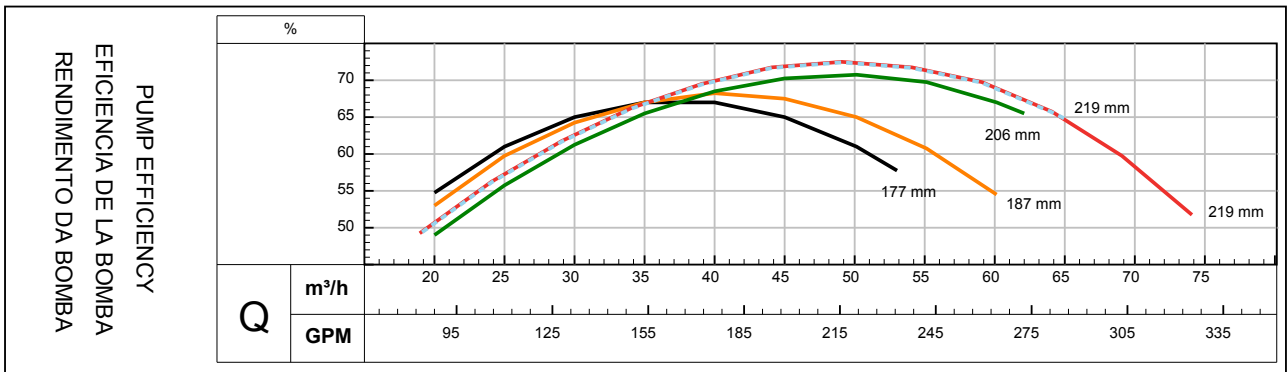
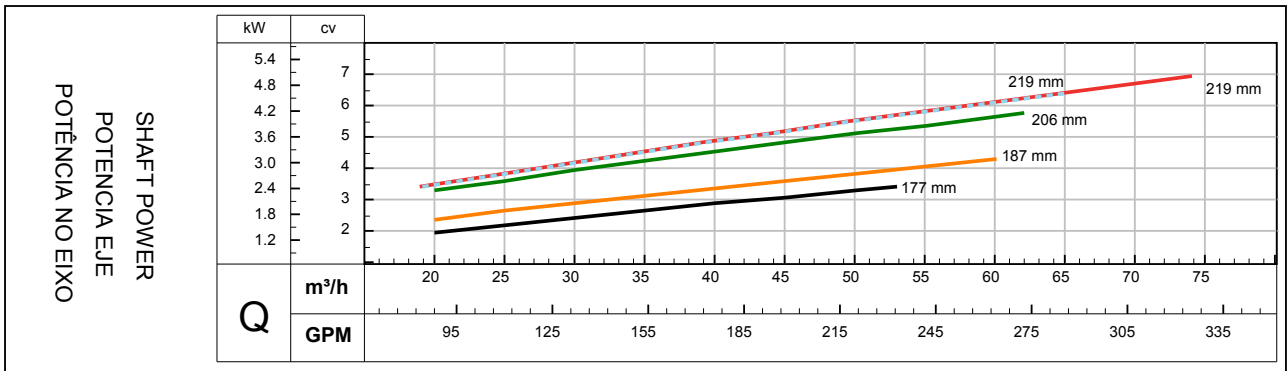
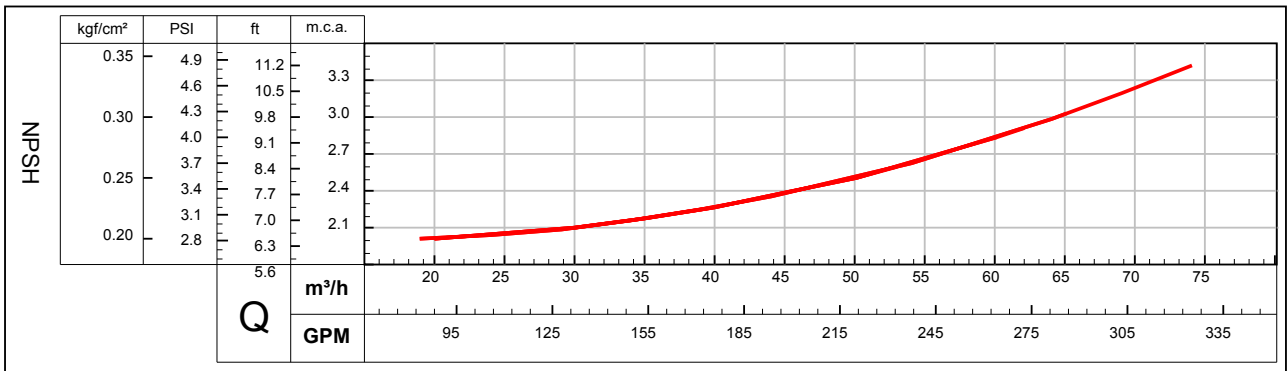
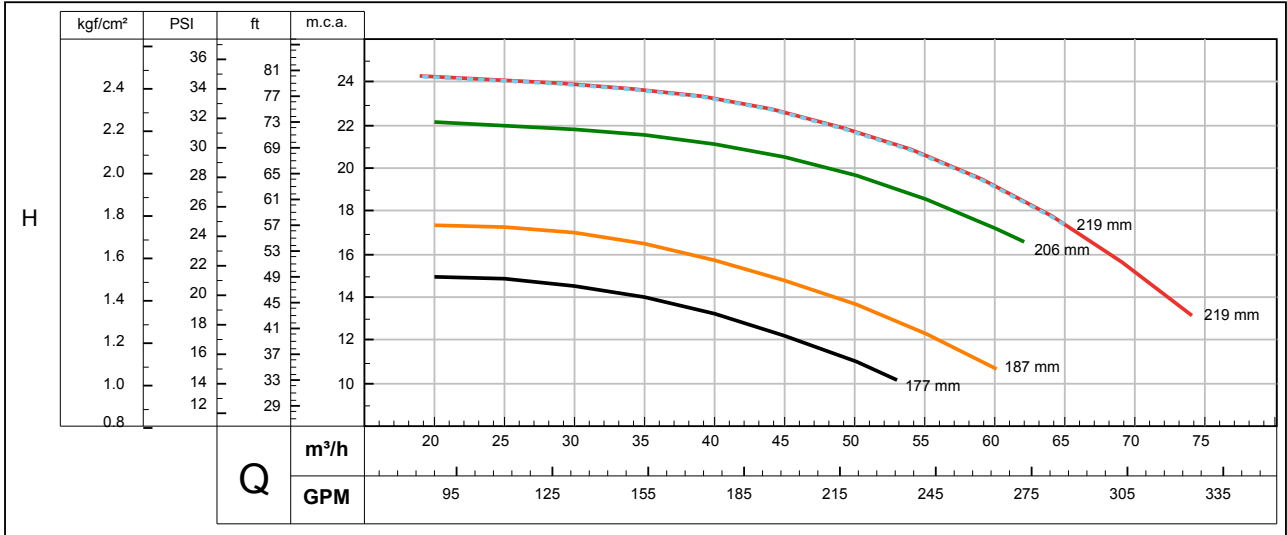
Sucção/Succión/Suction	3"	Potência/Potencia/Power [kW(cv)]	1,1 (1,5)	1,5 (2)	2,2 (3)	3 (4)
Recalque/Descarga/Discharge	2"	Rotor/Impulsor/Impeller (mm)	139	147	158	174



Curvas características conforme ISO 9906 Anexo A.  
Desempeño hidráulico de acuerdo a la ISO 9906 Anexo A.  
Hydraulic performance according to ISO 9906 Annex A.

	<b>MODELO</b> <b>MODEL</b>	<b>080-050-200</b>	<b>60 Hz</b> <b>IV polos/poles</b>				
	<b>Sucção/Succión/Suction</b>	<b>3"</b>	<b>Potência/Potencia/Power [kW(cv)]</b>	<b>2.2 (3)</b>	<b>3 (4)</b>	<b>3.7 (5)</b>	<b>4.5 (6)</b>
<b>Recalque/Descarga/Discharge</b>	<b>2"</b>	<b>Rotor/Impulsor/Impeller (mm)</b>	<b>177</b>	<b>187</b>	<b>206</b>	<b>219</b>	<b>219</b>

<b>Sucção/Succión/Suction</b>	<b>3"</b>	<b>Potência/Potencia/Power [kW(cv)]</b>	<b>2.2 (3)</b>	<b>3 (4)</b>	<b>3.7 (5)</b>	<b>4.5 (6)</b>	<b>5.5 (7.5)</b>
<b>Recalque/Descarga/Discharge</b>	<b>2"</b>	<b>Rotor/Impulsor/Impeller (mm)</b>	<b>177</b>	<b>187</b>	<b>206</b>	<b>219</b>	<b>219</b>



Curvas características conforme ISO 9906 Anexo A.  
 Desempeño hidráulico de acuerdo a la ISO 9906 Anexo A.  
 Hydraulic performance according to ISO 9906 Annex A.

# CURVAS DE DESEMPENHO - 1.750 rpm

Mancal

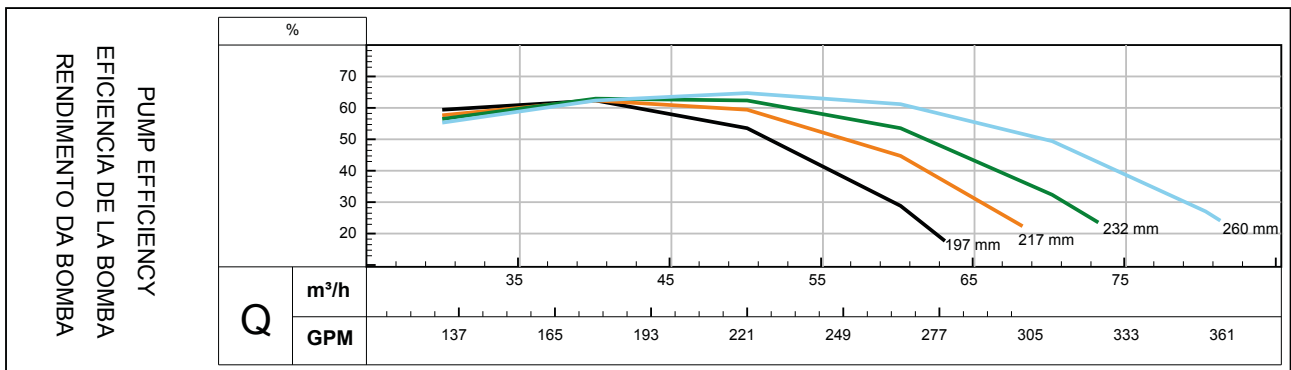
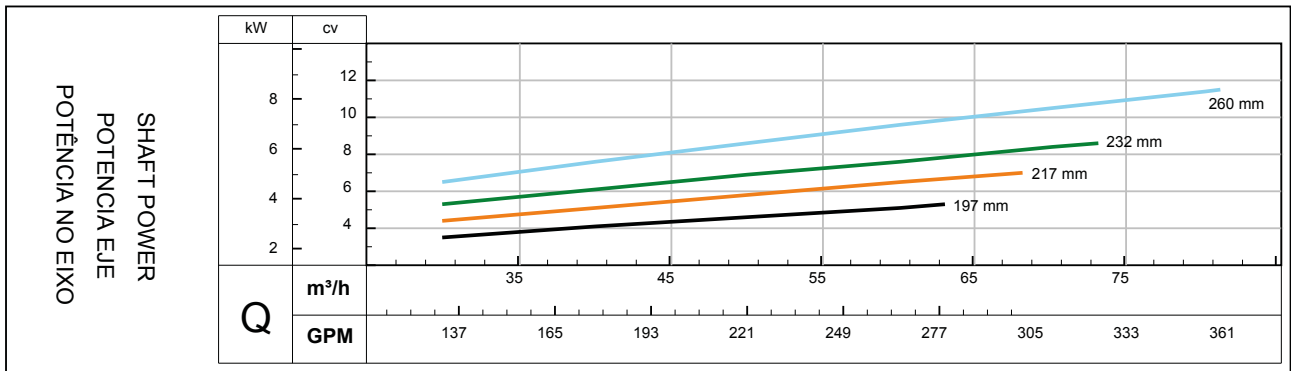
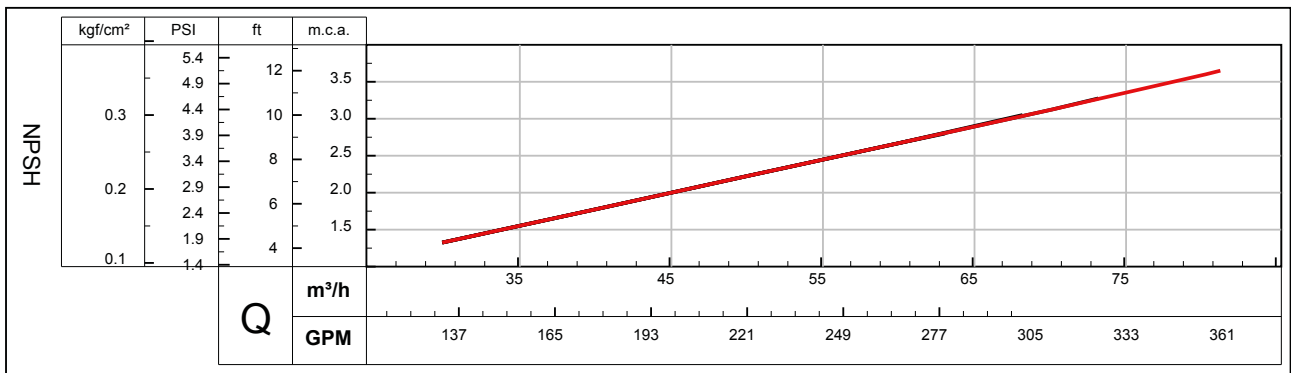
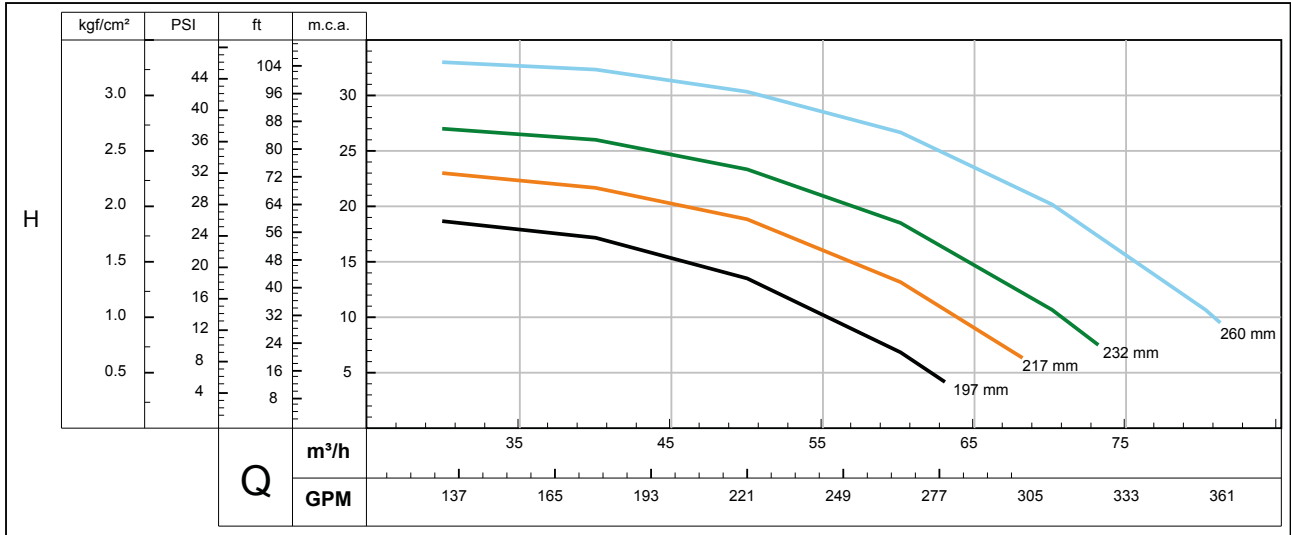


MODELO  
MODEL

080-050-250

60 Hz  
IV polos/poles

Sucção/Succión/Suction	3"	Potência/Potencia/Power [kW(cv)]	3,7 (5)	4,5 (6)	5,5 (7,5)	7,5 (10)
Recalque/Descarga/Discharge	2"	Rotor/Impulsor/Impeller (mm)	197	217	232	260



Curvas características conforme ISO 9906 Anexo A.  
Desempeño hidráulico de acuerdo a la ISO 9906 Anexo A.  
Hydraulic performance according to ISO 9906 Annex A.

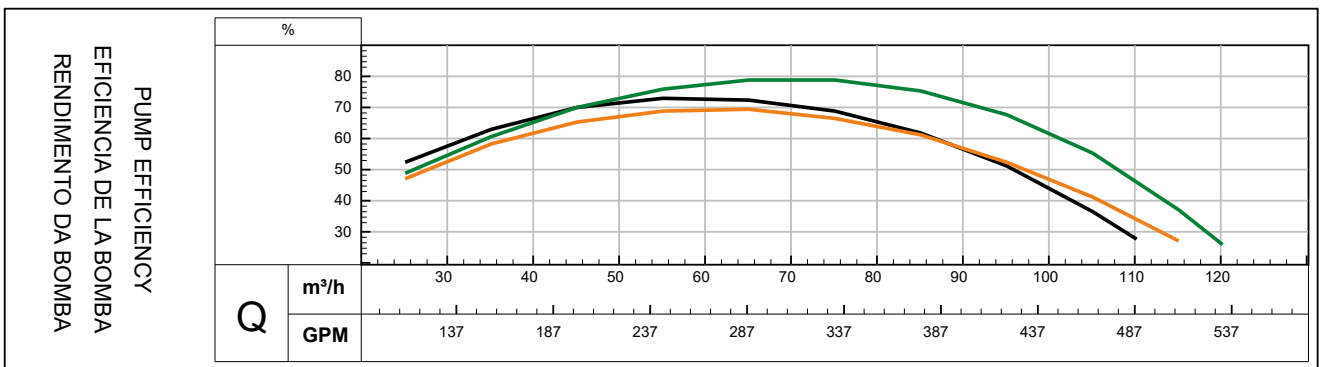
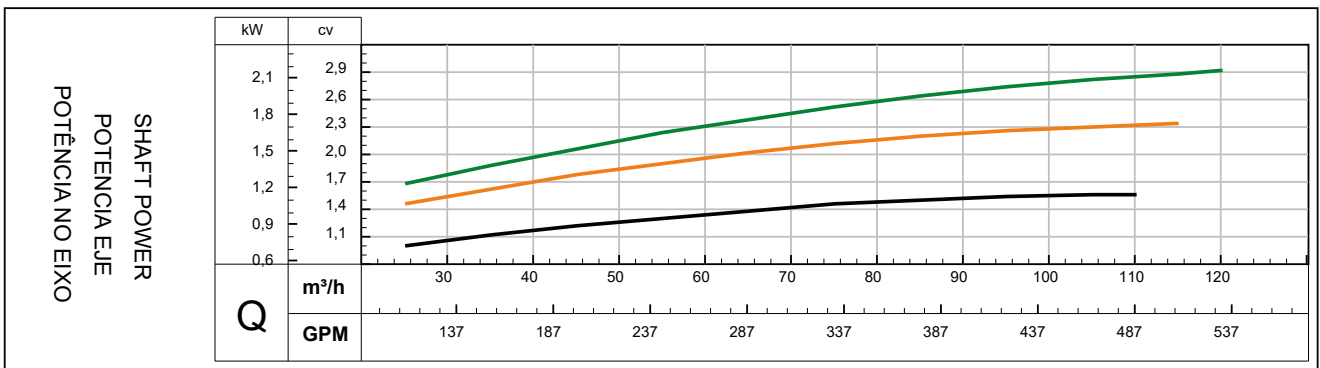
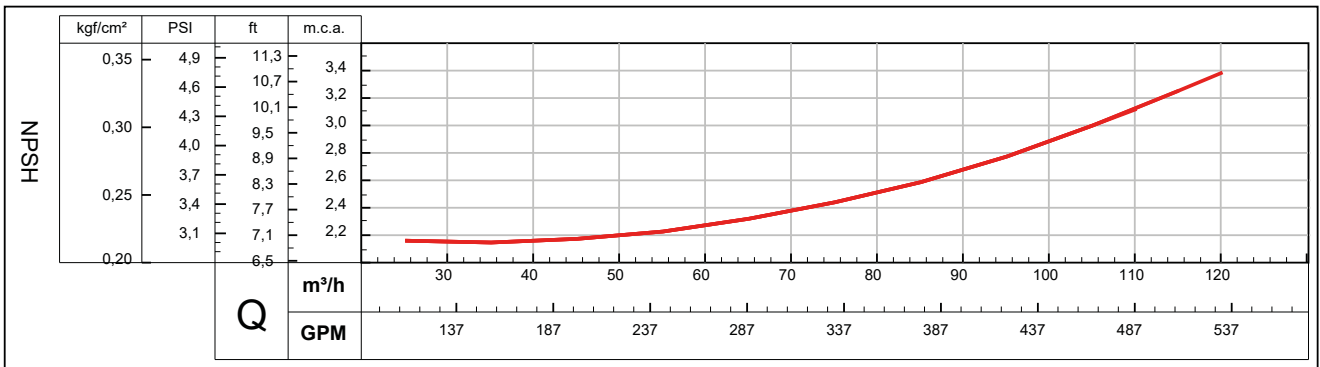
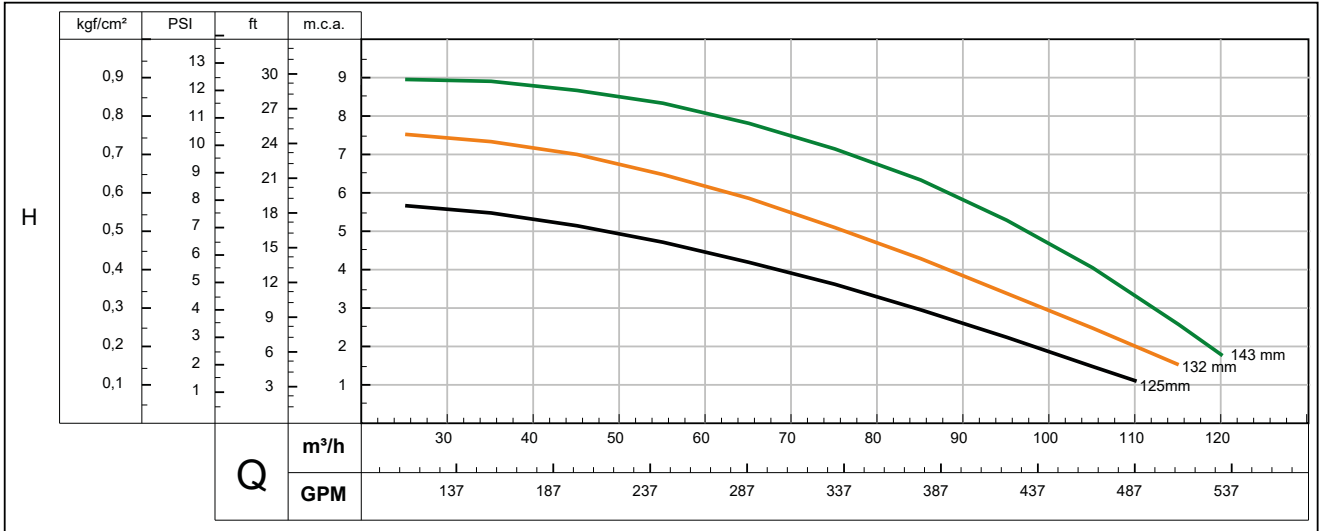


**MODELO  
MODEL**

**100-065-125**

**60 Hz  
IV polos/poles**

Sucção/Succión/Suction	4"	Potência/Potencia/Power [kW(cv)]	1,1 (1,5)	1,5 (2)	2,2 (3)
Recalque/Descarga/Discharge	2 1/2"	Rotor/Impulsor/Impeller (mm)	125	132	143



Curvas características conforme ISO 9906 Anexo A.  
Desempeño hidráulico de acuerdo a la ISO 9906 Anexo A.  
Hydraulic performance according to ISO 9906 Annex A.

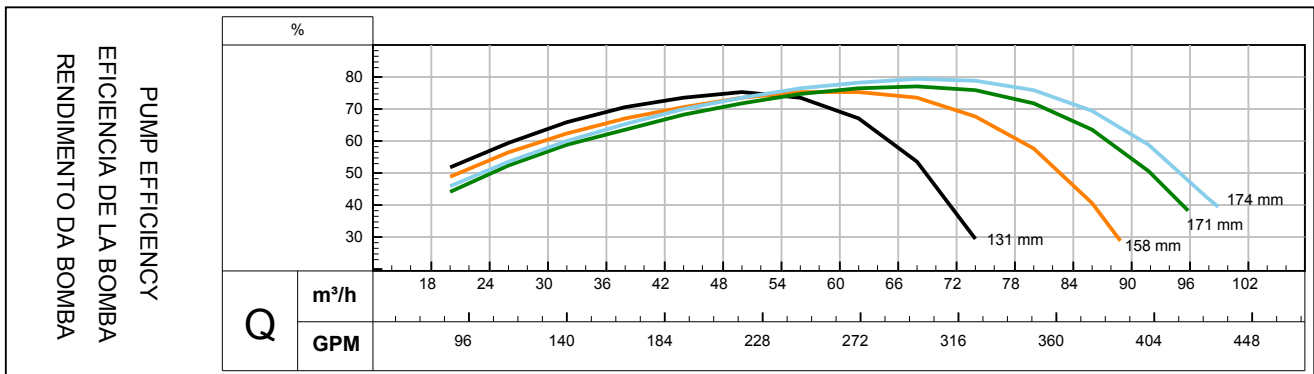
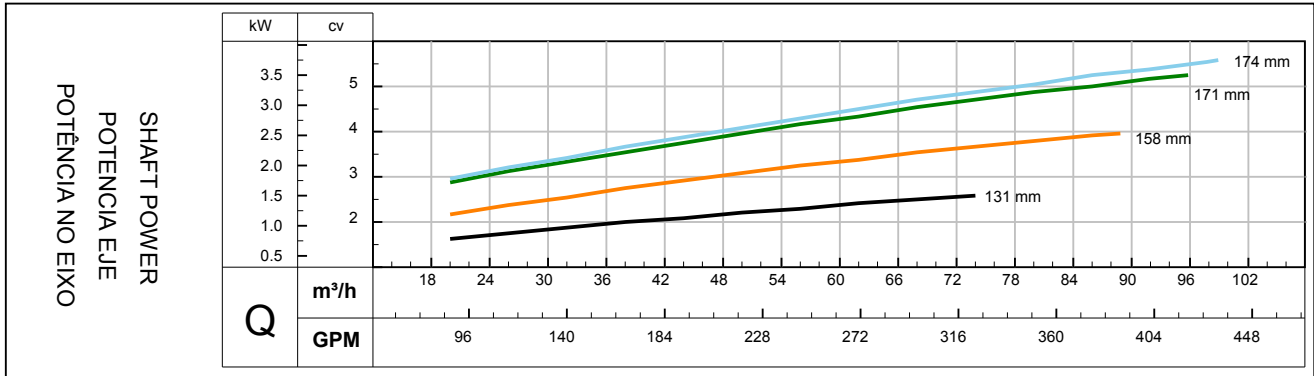
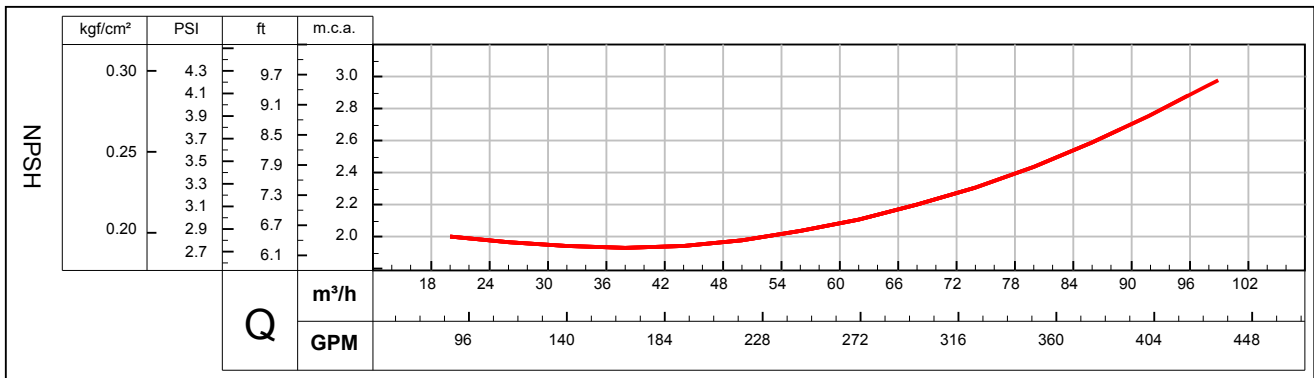
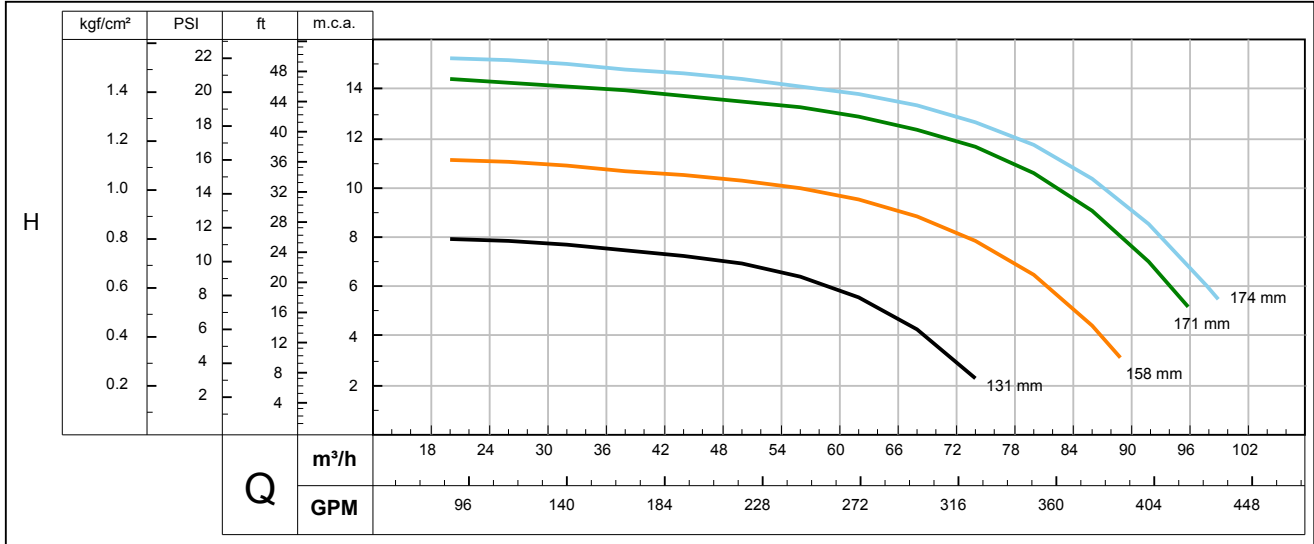


**MODELO  
MODEL**

**100-065-160**

**60 Hz  
IV polos/poles**

Sucção/Succión/Suction	4"	Potência/Potencia/Power [kW(cv)]	1,5 (2)	2,2 (3)	3 (4)	3,7 (5)
Recalque/Descarga/Discharge	2 1/2"	Rotor/Impulsor/Impeller (mm)	131	158	171	174



Curvas características conforme ISO 9906 Anexo A.  
Desempeño hidráulico de acuerdo a la ISO 9906 Anexo A.  
Hydraulic performance according to ISO 9906 Annex A.

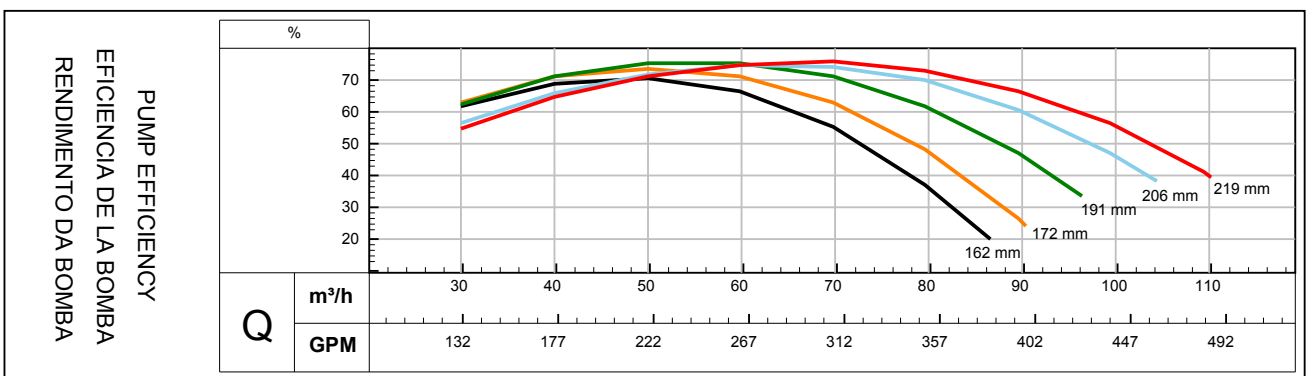
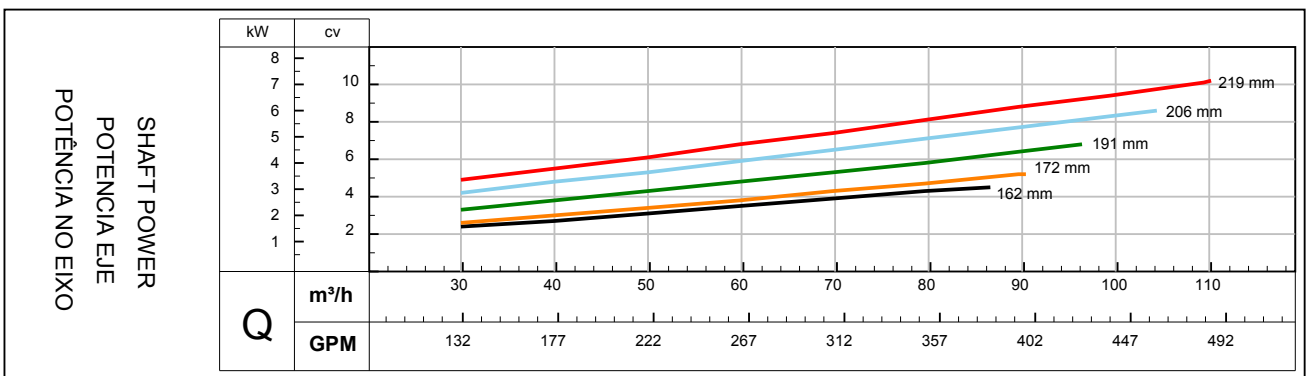
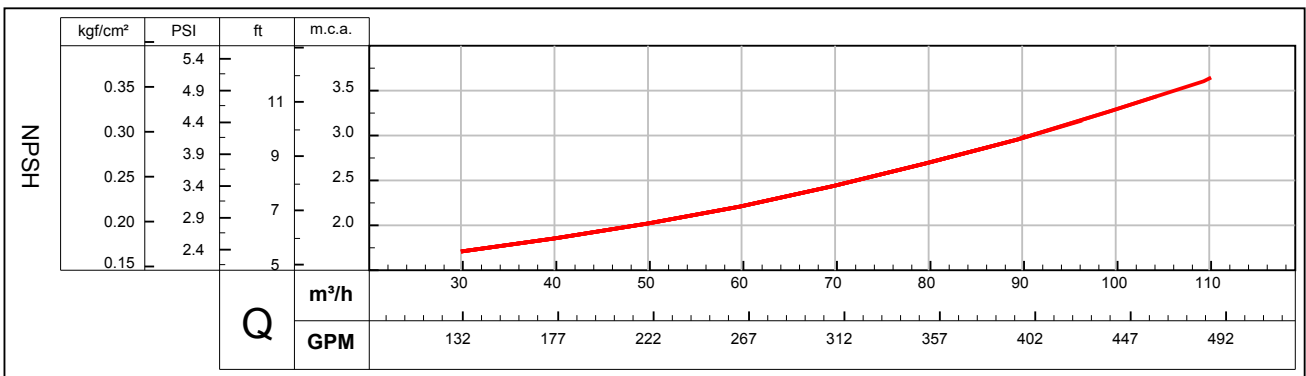
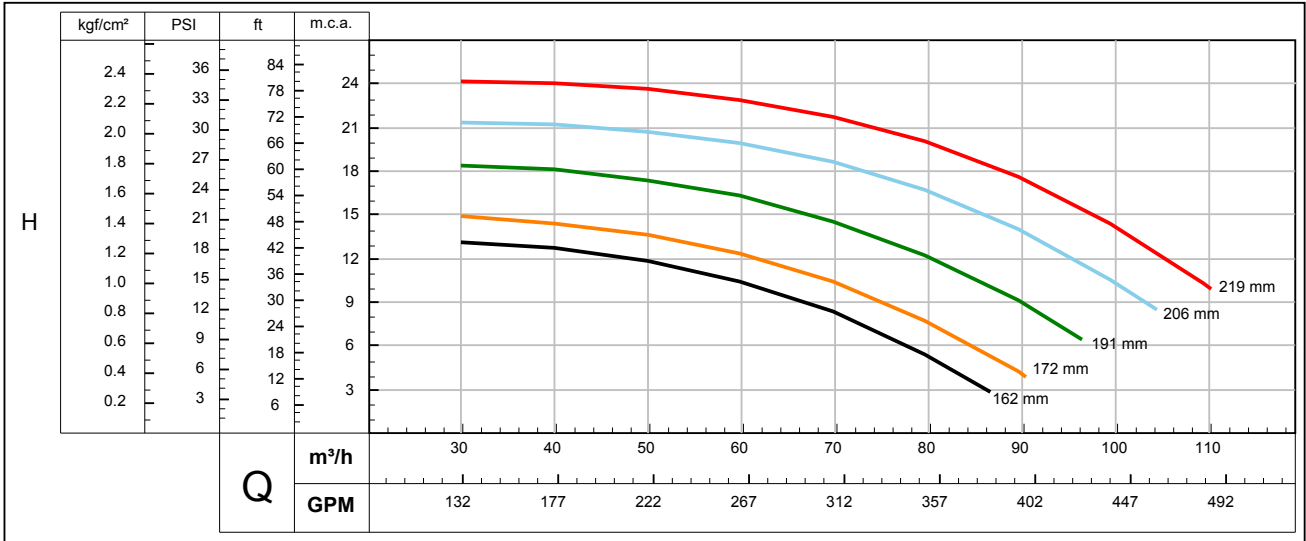


**MODELO  
MODEL**

**100-065-200**

**60 Hz  
IV polos/poles**

Sucção/Succión/Suction	4"	Potência/Potencia/Power [kW(cv)]	3 (4)	3,7 (5)	4,5 (6)	5,5 (7,5)	7,5 (10)
Recalque/Descarga/Discharge	2 1/2"	Rotor/Impulsor/Impeller (mm)	162	172	191	206	219



Curvas características conforme ISO 9906 Anexo A.  
Desempeño hidráulico de acuerdo a la ISO 9906 Anexo A.  
Hydraulic performance according to ISO 9906 Annex A.



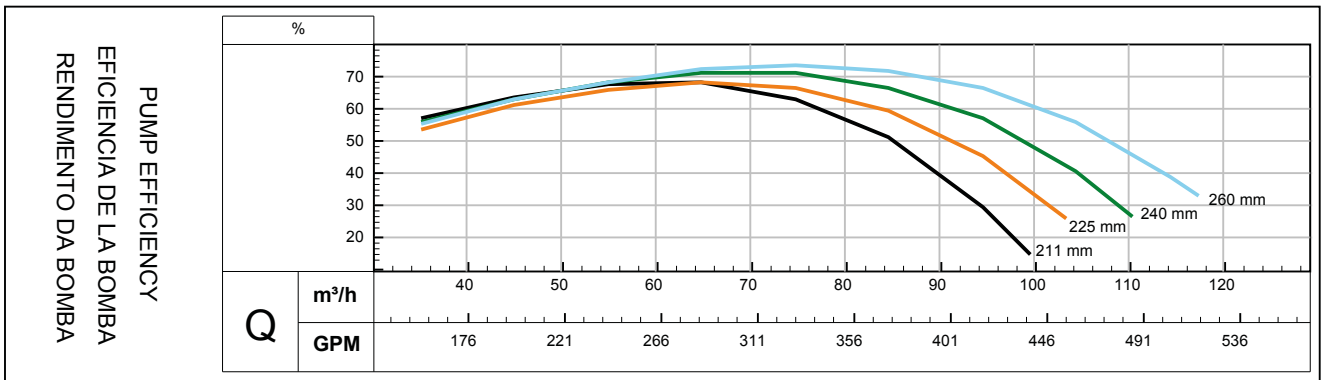
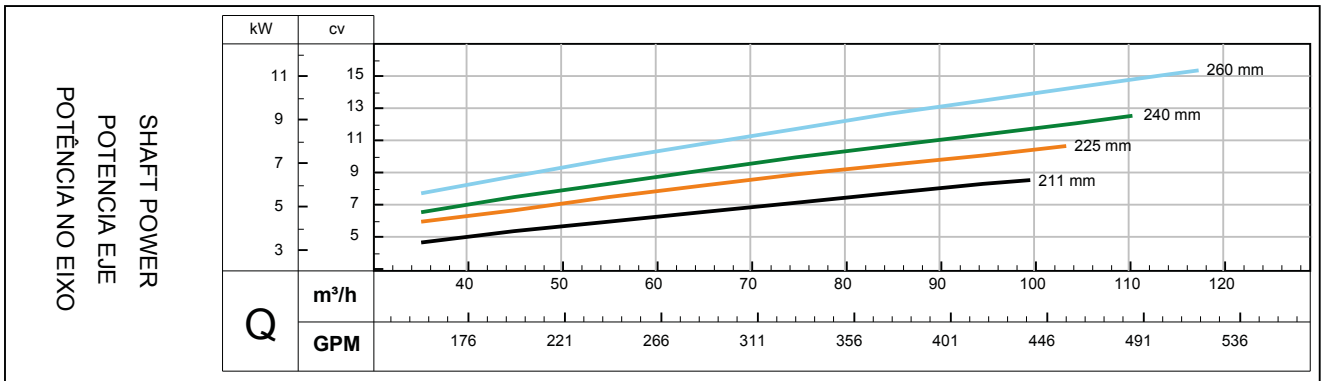
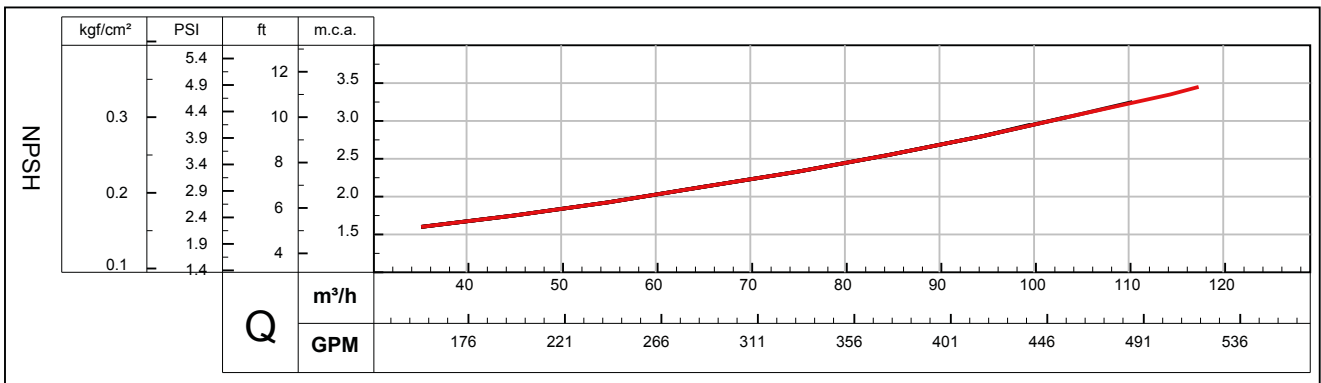
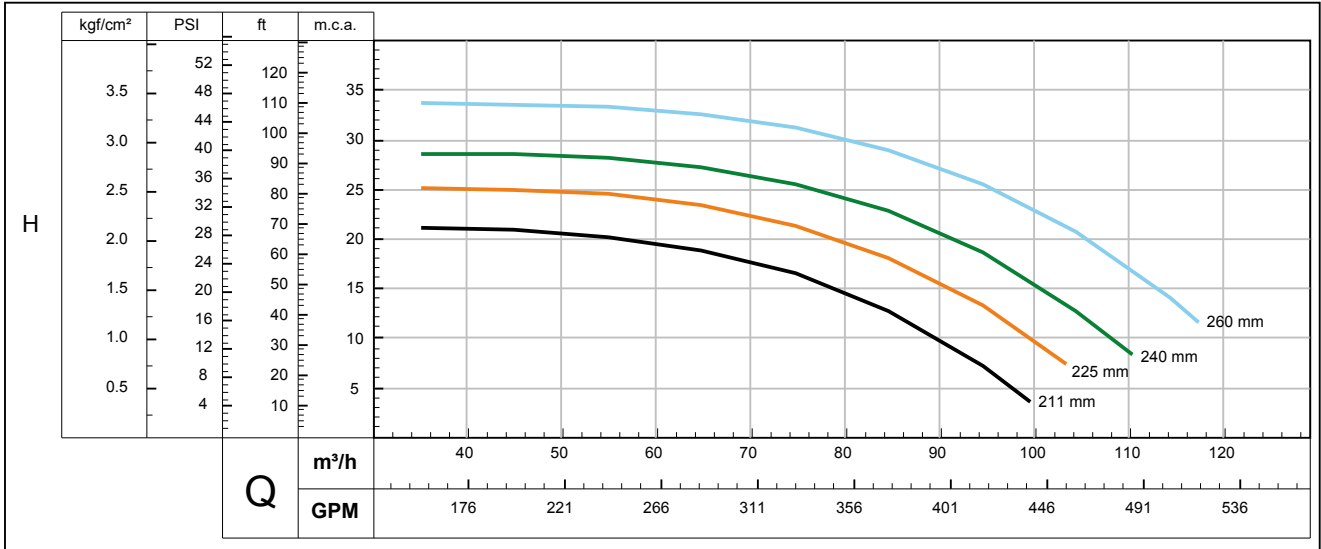


**MODELO  
MODEL**

**100-065-250**

**60 Hz  
IV polos/poles**

Sucção/Succión/Suction	4"	Potência/Potencia/Power [kW(cv)]	5,5 (7,5)	7,5 (10)	9,2 (12,5)	11 (15)
Recalque/Descarga/Discharge	2 1/2"	Rotor/Impulsor/Impeller (mm)	211	225	240	260



Curvas características conforme ISO 9906 Anexo A.  
Desempeño hidráulico de acuerdo a la ISO 9906 Anexo A.  
Hydraulic performance according to ISO 9906 Annex A.

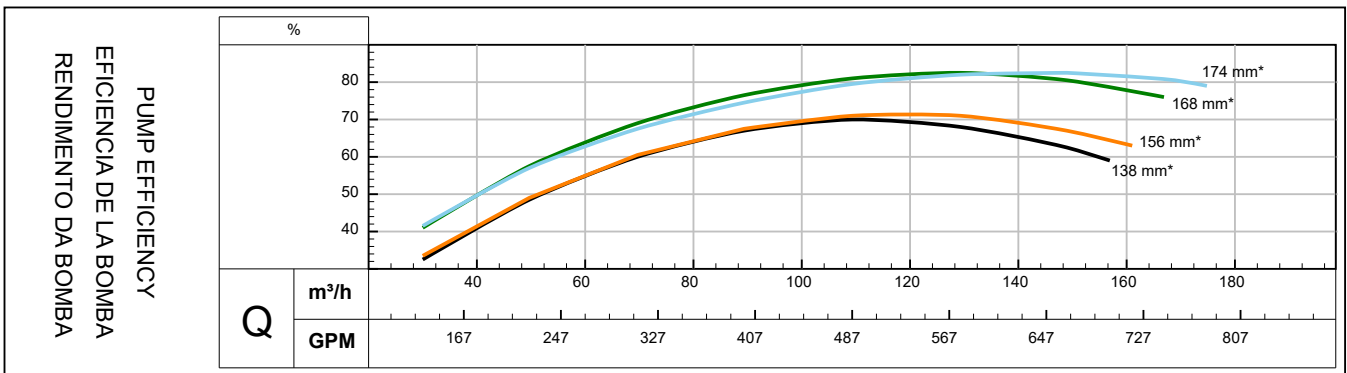
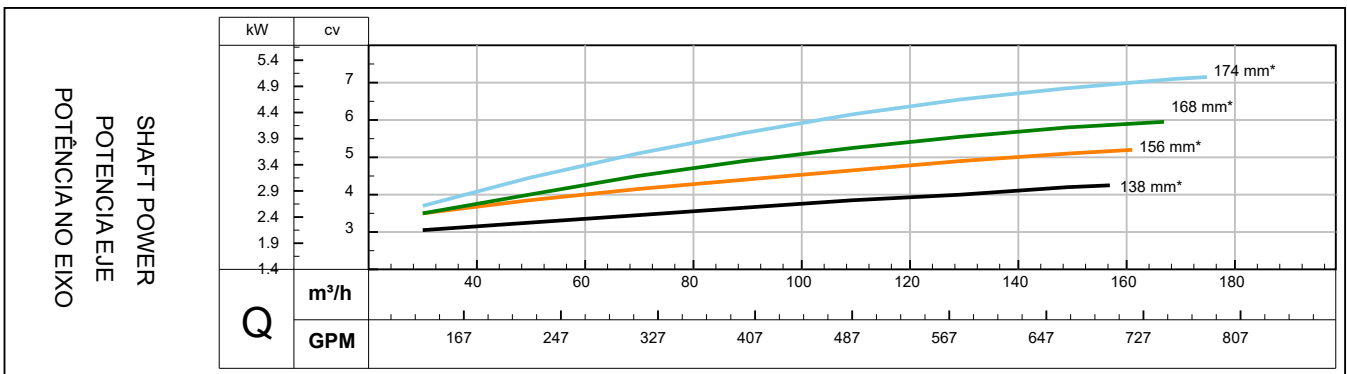
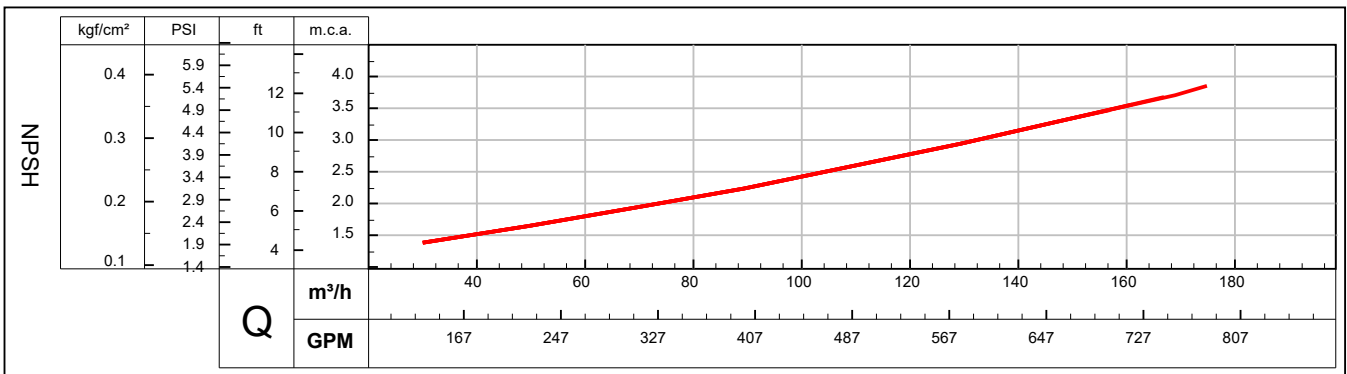
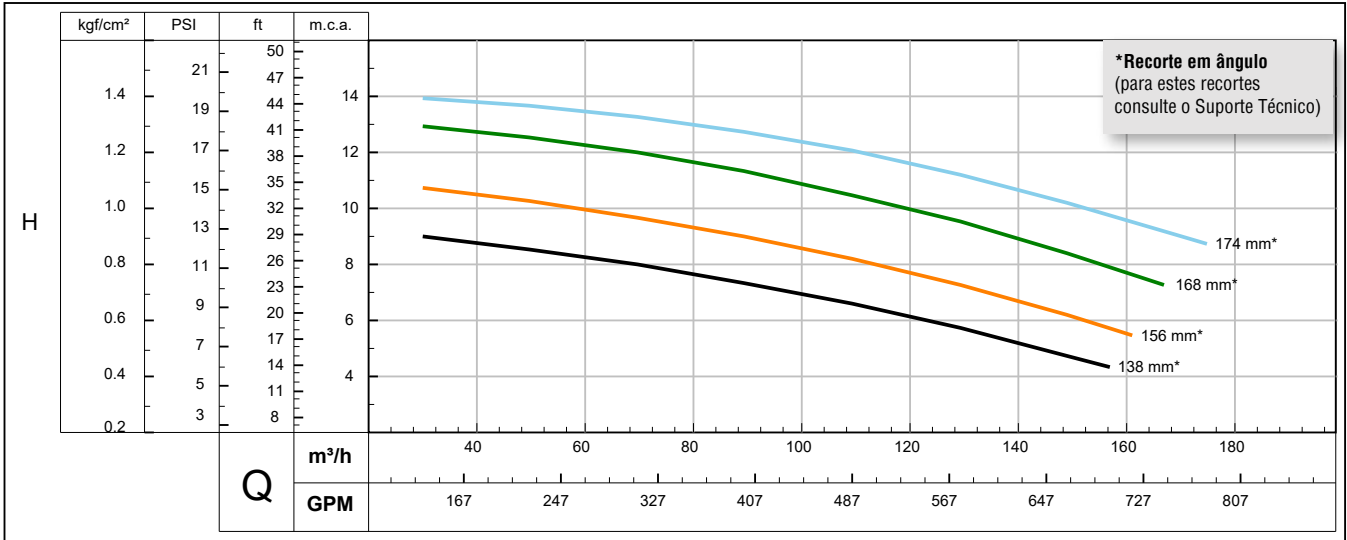


**MODELO  
MODEL**

**125-080-160**

**60 Hz  
IV polos/poles**

Sucção/Succión/Suction	5"	Potência/Potencia/Power [kW(cv)]	3 (4)	3.7 (5)	4.5 (6)	5.5 (7.5)
Recalque/Descarga/Discharge	3"	Rotor/Impulsor/Impeller (mm)	138*	156*	168*	174*



Curvas características conforme ISO 9906 Anexo A.  
Desempeño hidráulico de acuerdo a la ISO 9906 Anexo A.  
Hydraulic performance according to ISO 9906 Annex A.

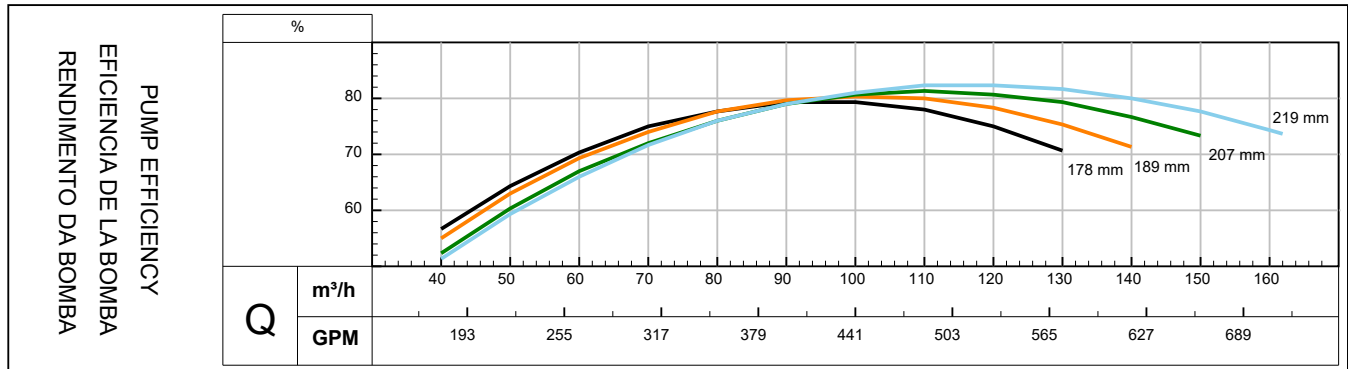
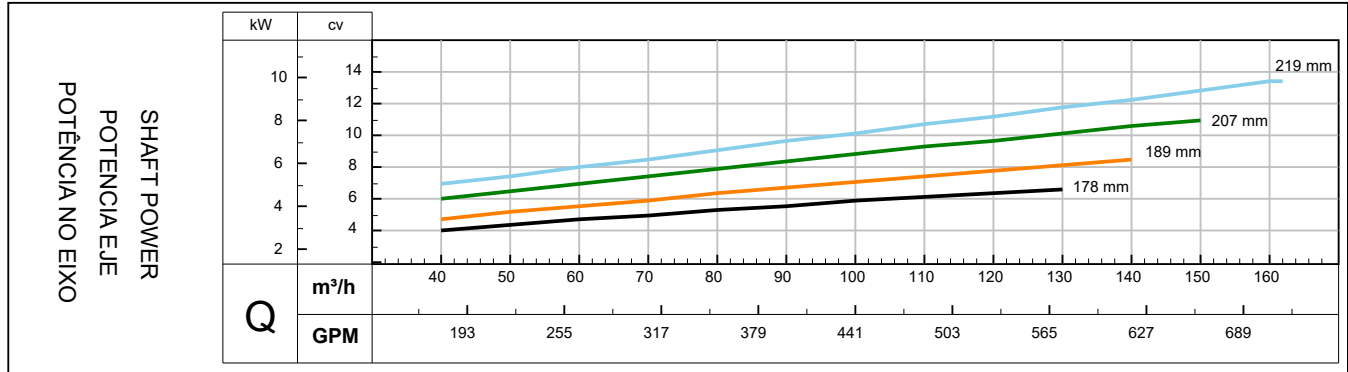
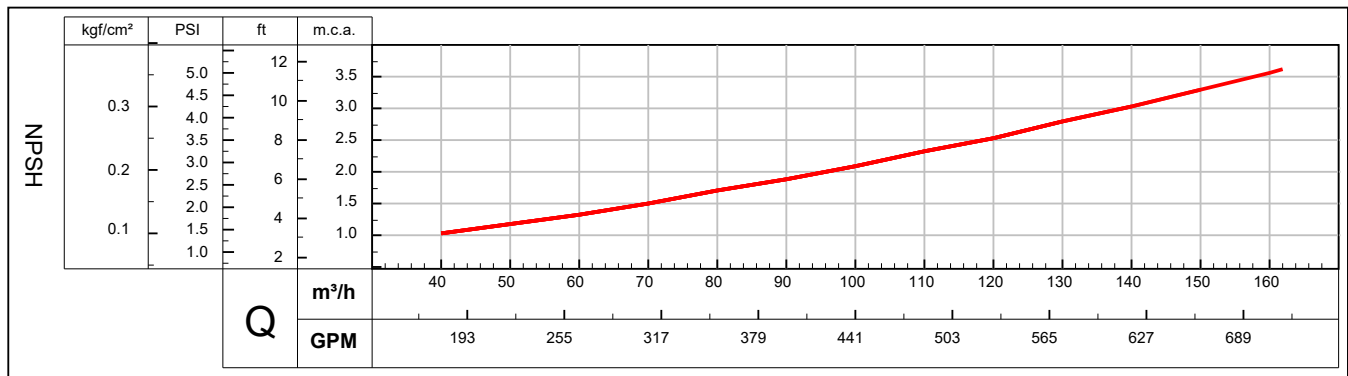
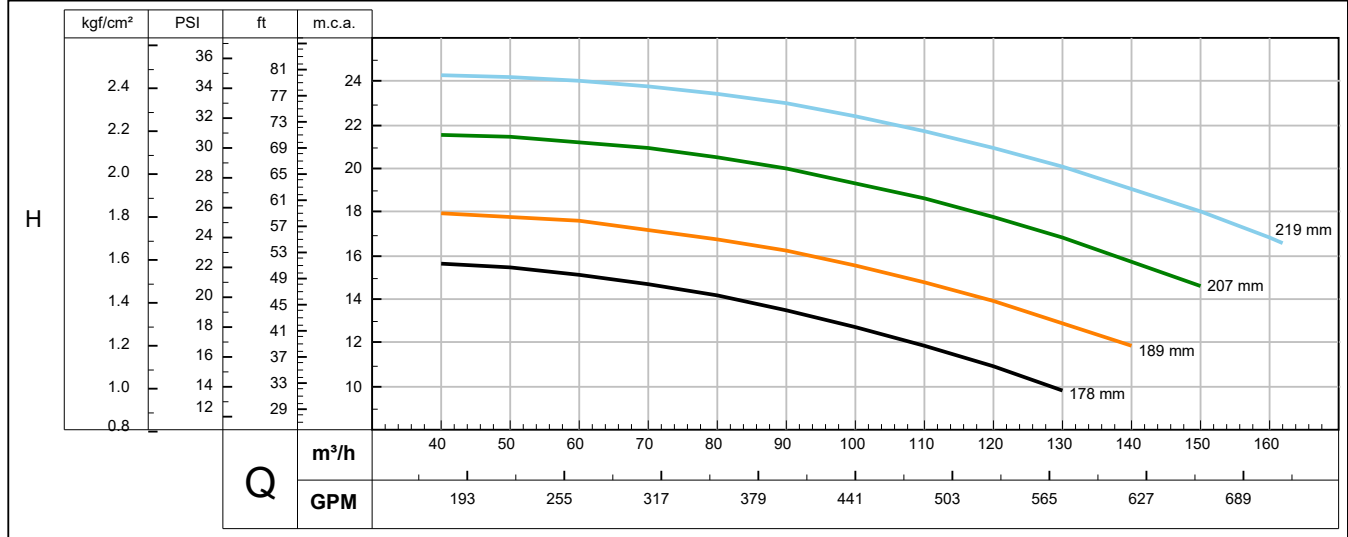


**MODELO  
MODEL**

**125-080-200**

**60 Hz  
IV polos/poles**

Sucção/Succión/Suction	5"	Potência/Potencia/Power [kW(cv)]	4.5 (6)	5.5 (7.5)	7.5 (10)	9.2 (12.5)
Recalque/Descarga/Discharge	3"	Rotor/Impulsor/Impeller (mm)	178	189	207	219



Curvas características conforme ISO 9906 Anexo A.  
Desempeño hidráulico de acuerdo a la ISO 9906 Anexo A.  
Hydraulic performance according to ISO 9906 Annex A.

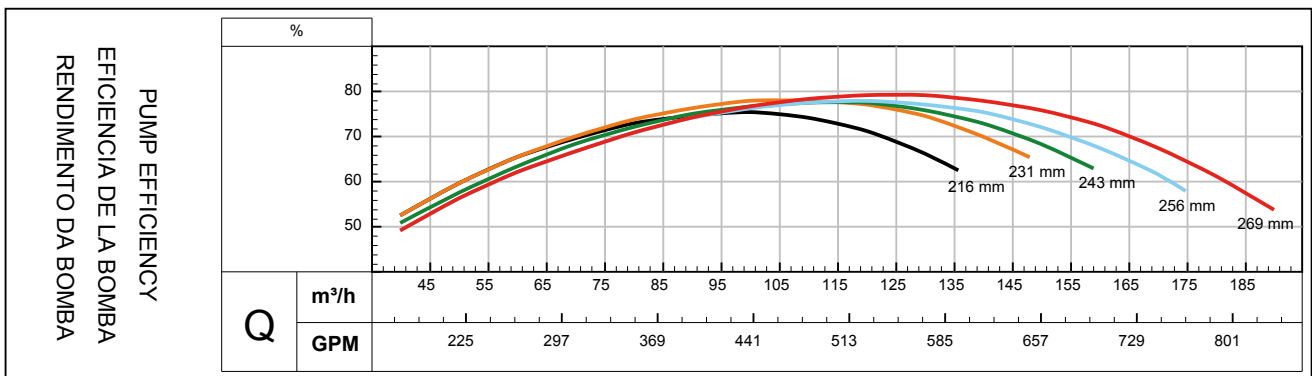
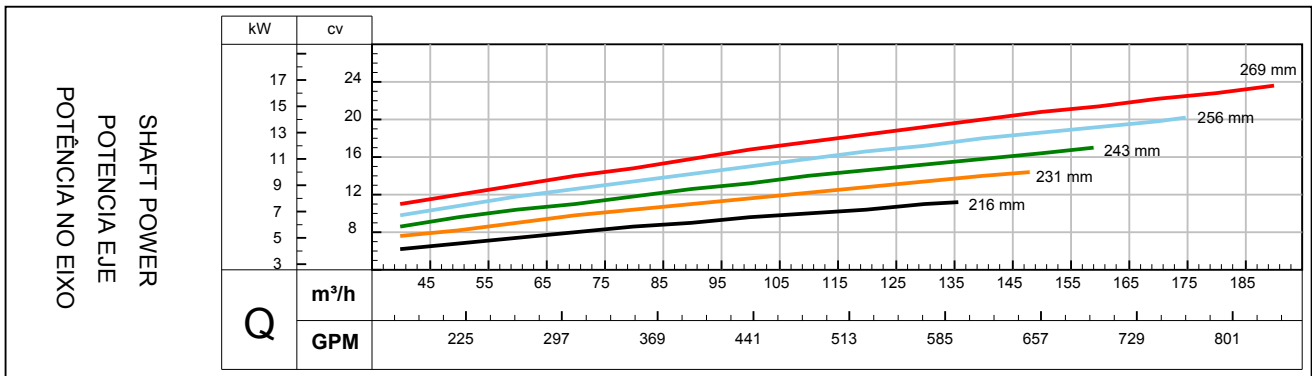
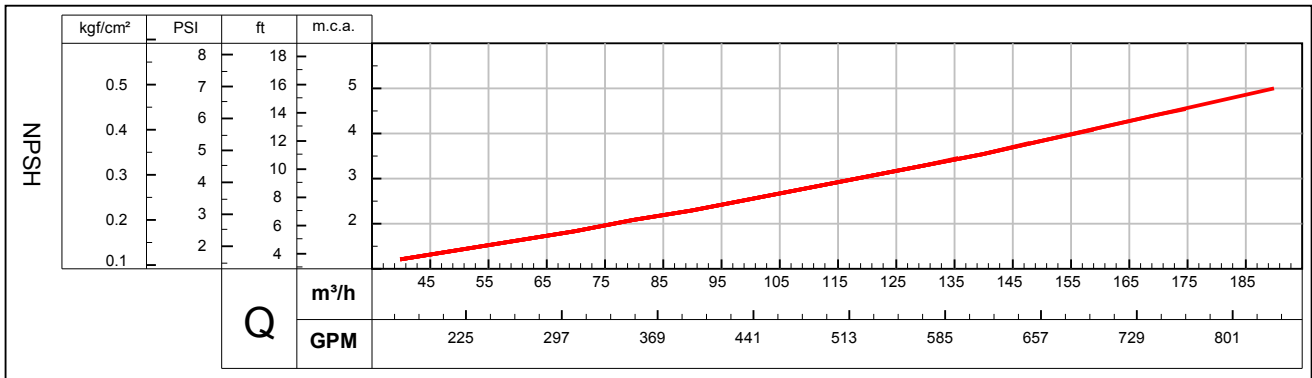
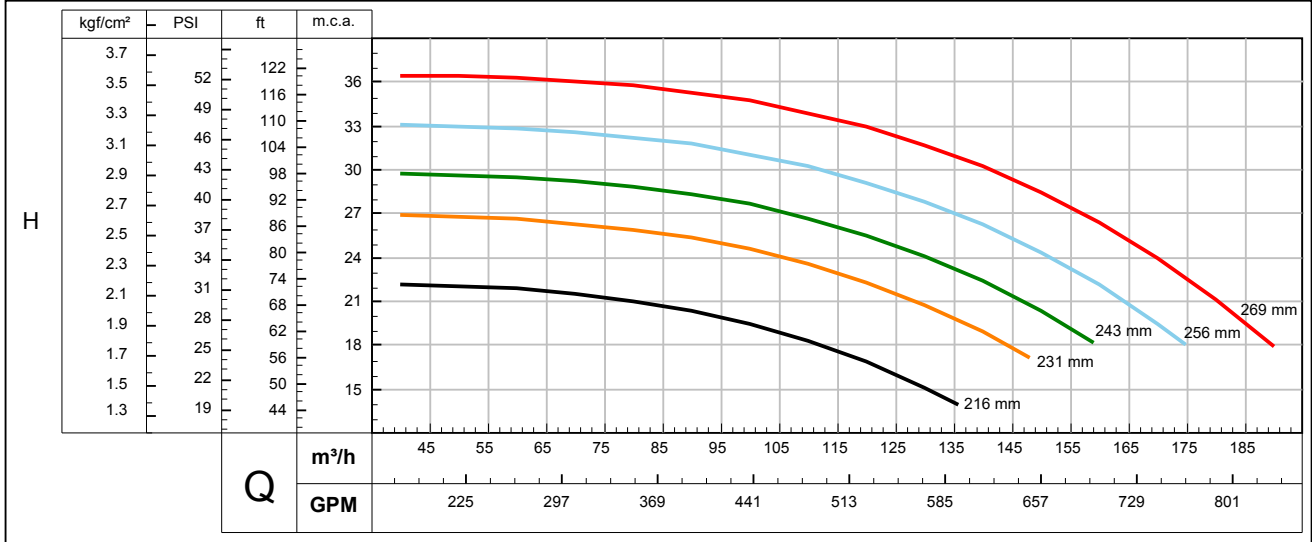


**MODELO  
MODEL**

**125-080-250**

**60 Hz  
IV polos/poles**

Sucção/Succión/Suction	5"	Potência/Potencia/Power [kW(cv)]	7.5 (10)	9.2 (12.5)	11 (15)	15 (20)	18.5 (25)
Recalque/Descarga/Discharge	3"	Rotor/Impulsor/Impeller (mm)	216	231	243	256	269



Curvas características conforme ISO 9906 Anexo A.  
Desempeño hidráulico de acuerdo a la ISO 9906 Anexo A.  
Hydraulic performance according to ISO 9906 Annex A.

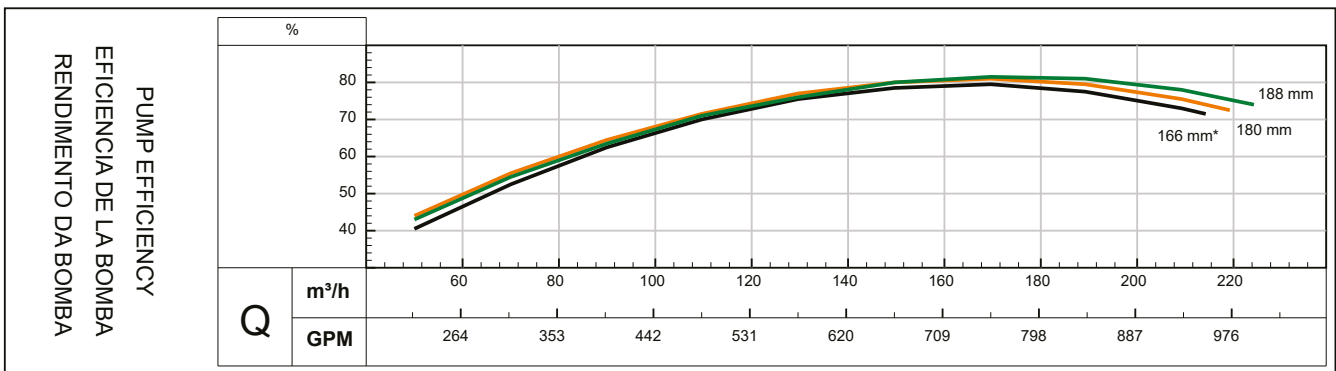
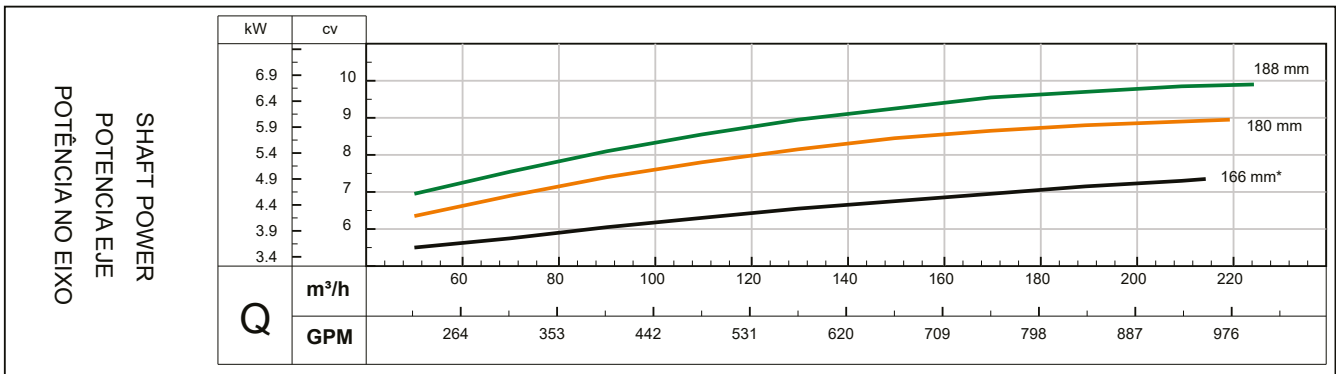
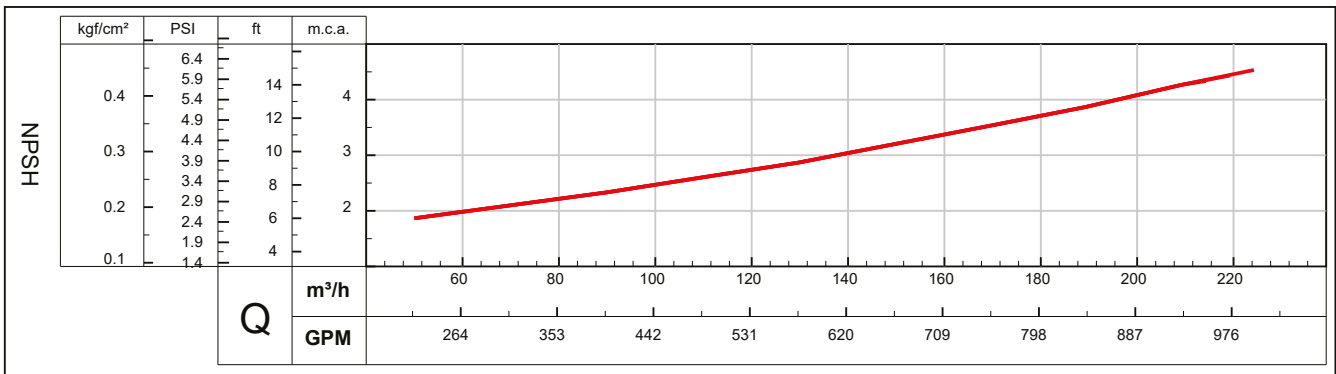
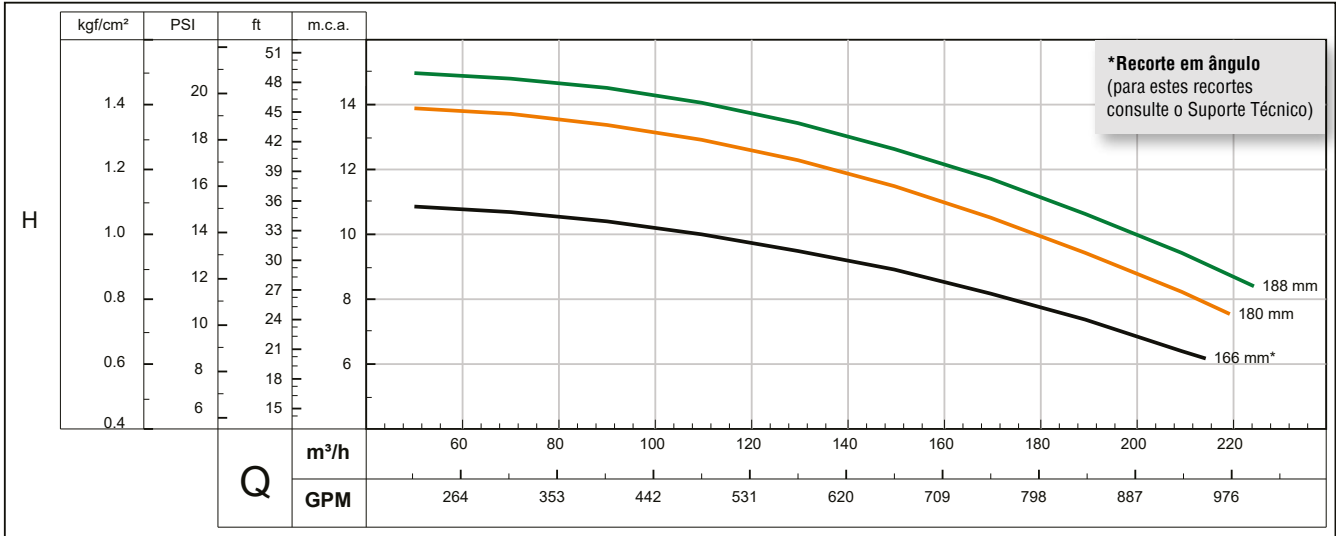


**MODELO  
MODEL**

**125-100-160**

**60 Hz  
IV polos/poles**

Sucção/Succión/Suction	5"	Potência/Potencia/Power [kW(cv)]	4.5 (6)	5.5 (7,5)	7.5 (10)
Recalque/Descarga/Discharge	4"	Rotor/Impulsor/Impeller (mm)	166*	180	188



Curvas características conforme ISO 9906 Anexo A.  
Desempeño hidráulico de acuerdo a la ISO 9906 Anexo A.  
Hydraulic performance according to ISO 9906 Annex A.

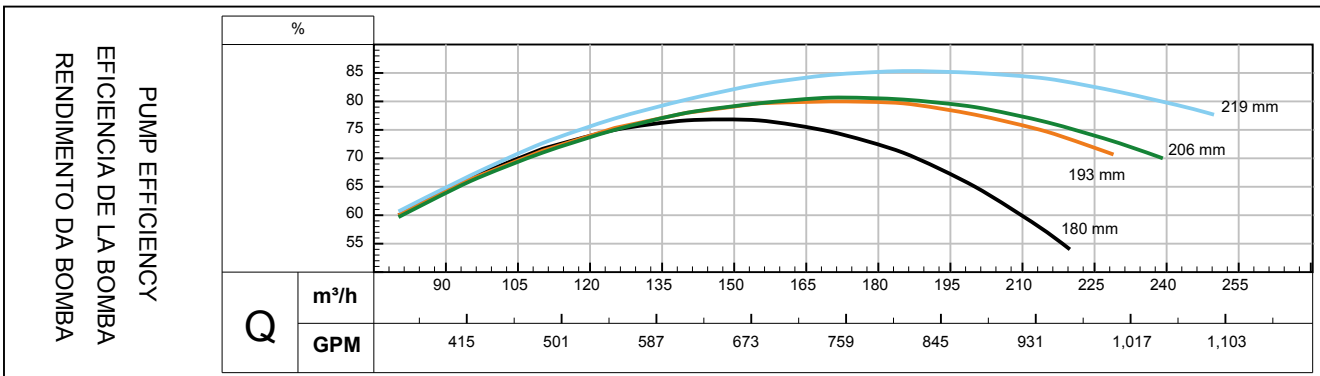
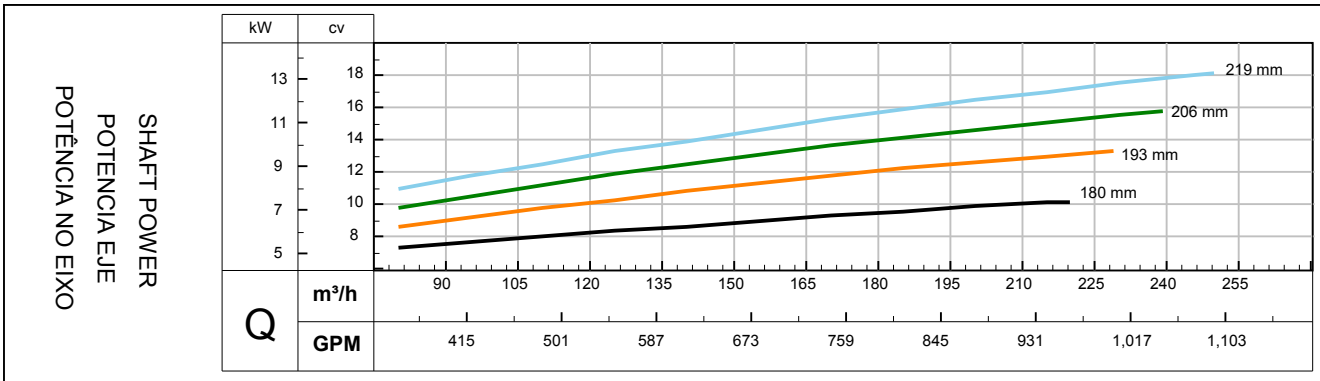
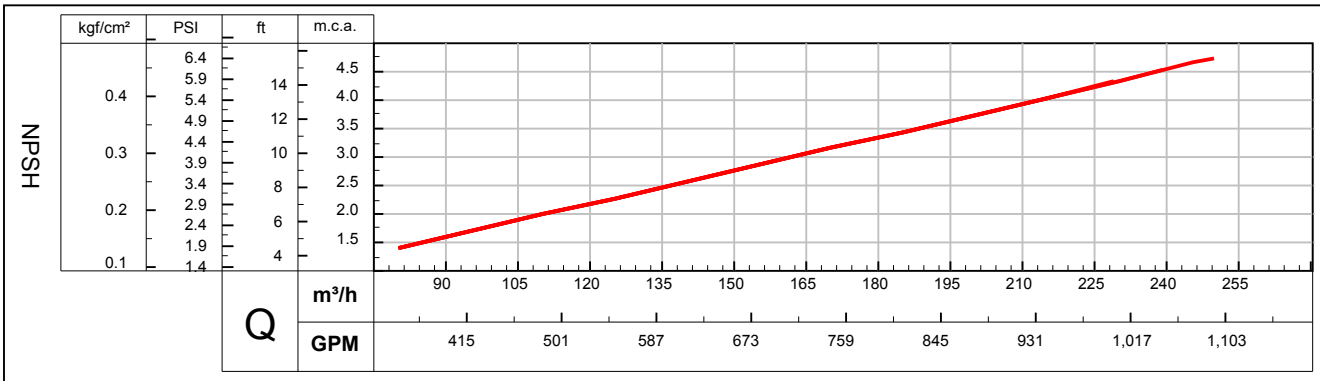
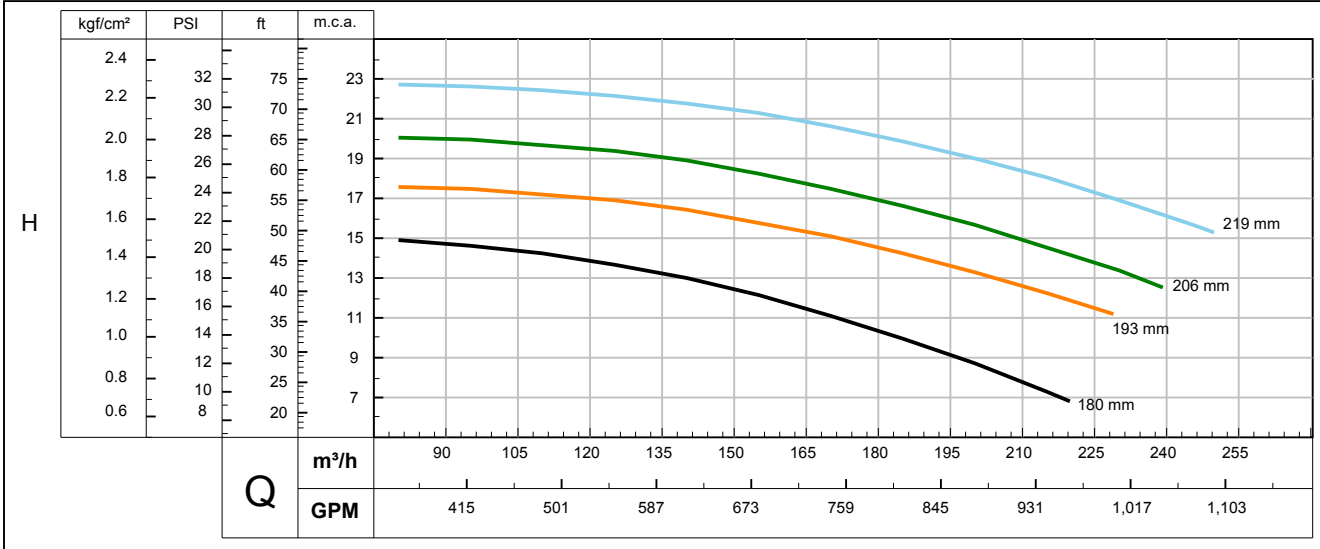


**MODELO  
MODEL**

**125-100-200**

**60 Hz  
IV polos/poles**

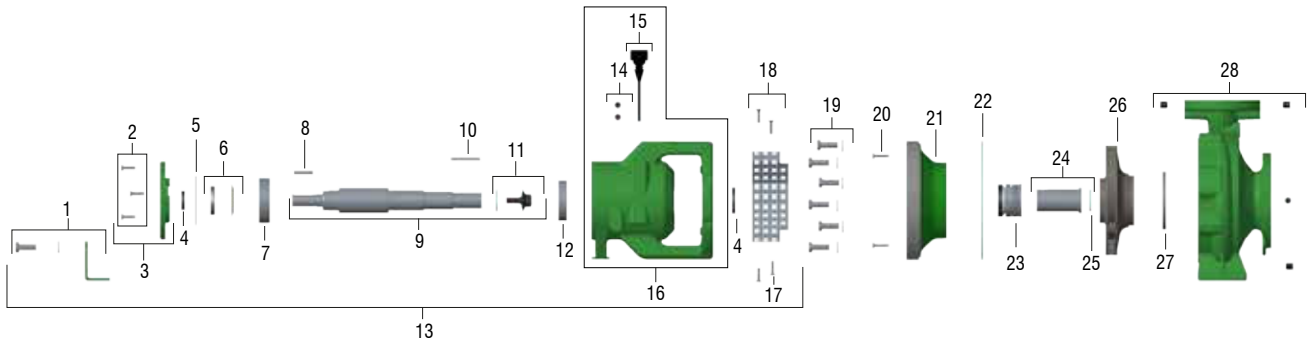
Sucção/Succión/Suction	5"	Potência/Potencia/Power [kW(cv)]	7.5 (10)	9.2 (12.5)	11 (15)	15 (20)
Recalque/Descarga/Discharge	4"	Rotor/Impulsor/Impeller (mm)	180	193	206	219



Curvas características conforme ISO 9906 Anexo A.  
Desempeño hidráulico de acuerdo a la ISO 9906 Anexo A.  
Hydraulic performance according to ISO 9906 Annex A.

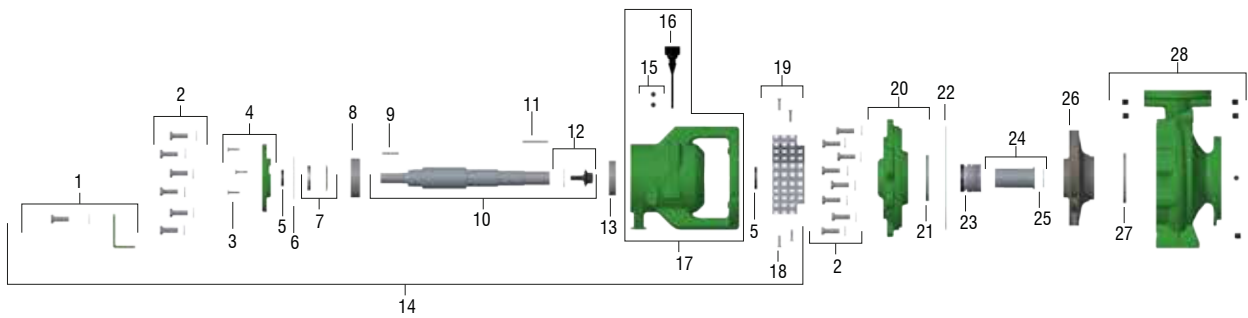
# COMPONENTES DO PRODUTO

050-032-160



Item	Descrição	Composição do Kit	Quant. de peças utilizadas no produto	Quant. de peças contidas em cada caixa do kit	050-032-160 RT130	050-032-160 RT137	050-032-160 RT150	050-032-160 RT163
1	Kit fixação suporte mancal	Parafuso M8x20	1	1	8720607501A	8720607501A	8720607501A	8720607501A
		Arruela M8	1	1				
		Suporte mancal	1	1				
2	Kit parafuso M6X25	-	3	3	8720276123A	8720276123A	8720276123A	8720276123A
3	Kit tampa mancal	Tampa mancal	1	1	8701537501A	8701537501A	8701537501A	8701537501A
		Parafuso M6X25	3	3				
4	Kit retentor	Retentor 25X38X7	1	1	8730597101A	8730597101A	8730597101A	8730597101A
		Retentor 40X52X7	1	1				
5	O-Ring 2241	-	1	-	8720114115A	8720114115A	8720114115A	8720114115A
6	Kit fixação rolamento	Arruela de trava MB8	1	1	8720277105A	8720277105A	8720277105A	8720277105A
		Porca KM8	1	1				
7	Rolamento 6308 C3	-	1	-	8720374103A	8720374103A	8720374103A	8720374103A
8	Chaveta L39XB8H7	-	1	1	8720494102A	8720494102A	8720494102A	8720494102A
9	Kit eixo manc 187x101.5mm 22.22mm	Chaveta eixo jp 3/16X34	1	1	8752427101A	8752427101A	8752427101A	8752427101A
		Chaveta L39XB8H7	1	1				
		Paraf. fix. Rotor 3/8x3/4	1	1				
		Junta 32x20x2 mm	1	1				
		Eixo mancal	1	1				
10	Chaveta rotor 3/16X30mm	-	1	-	8720055101A	8720055101A	8720055101A	8720055101A
11	Kit paraf. fix. rotor	Paraf. fix. Rotor 3/8x3/4	1	1	8752426101A	8752426101A	8752426101A	8752426101A
		Junta 32x20x2 mm	1	1				
12	Rolamento 6208 C3	-	1	-	8720374102A	8720374102A	8720374102A	8720374102A
13	Kit mancal	Rolamento 6208 C3	1	1	8752428101A	8752428101A	8752428101A	8752428101A
		Rolamento 6308 C3	1	1				
		Retentor 40X52X7	1	1				
		Retentor 25X38X7	1	1				
		Paraf.S.M6X30	3	3				
		O-Ring 2241	1	1				
		Porca Km8	1	1				
		Arruela M8	1	1				
		Paraf.Torx M6X35	4	4				
		Arruela de trava MB8	1	1				
		Suporte mancal	1	1				
		Chaveta rotor 3/16X30mm	1	1				
		Chaveta L39XB8H7	1	1				
		Indicador nível óleo	1	1				
		Paraf.M8X20	1	1				
		Kit corpo mancal	1	1				
Tampa mancal	1	1						
Eixo mancal	1	1						
Grade Mancal	2	2						
14	Bujão 1/4 NPT	-	6	1	8720035103A	8720035103A	8720035103A	8720035103A
15	Indicador nível óleo	-	1	-	8720088101A	8720088101A	8720088101A	8720088101A
16	Kit corpo mancal	Corpo mancal	1	1	8701536501A	8701536501A	8701536501A	8701536501A
		Bujão 1/4 NPT	2	2				
		Indicador nível óleo	1	1				
17	Kit paraf.Torx M6X35	-	4	4	8720585101A	8720585101A	8720585101A	8720585101A
18	Kit grade mancal	Grade mancal	2	2	8720511102A	8720511102A	8720511102A	8720511102A
		Paraf.Torx M6X35	4	4				
19	Kit parafuso M12x35	Parafuso M12x35	6	5	8720276109A	8720276109A	8720276109A	8720276109A
		Arruela M12	6	5				
20	Kit parafuso M6x30	-	2	3	8720276110A	8720276110A	8720276110A	8720276110A
21	Kit tampa pressão	Tampa pressão	1	1	8752430101A	8752430101A	8752430101A	8752430101A
22	Junta 186X177X0.8	-	1	-	8720489106A	8720489106A	8720489106A	8720489106A
23	Selo mecânico 1 3/4 T21 BUNA	-	1	-	8720182101A	8720182101A	8720182101A	8720182101A
24	Kit bucha selo	Bucha selo 1 3/4X142mm	1	1	8720524102A	8720524102A	8720524102A	8720524102A
		Junta 51x23x0.4mm	1	1				
25	Junta 51x32x0.4mm	-	1	-	8720489104A	8720489104A	8720489104A	8720489104A
26	Rotor FE	-	1	-	8701543105A	8701543104A	8701543103A	8701543102A
27	Anel desgaste 81x57x12	-	1	-	8701545101A	8701545101A	8701545101A	8701545101A
28	Kit caracol	Caracol	1	1	8701541501A	8701541501A	8701541501A	8701541501A
		Bujão 1/4 NPT	4	4				
		Anel desgaste 81x57x12	1	1				
<b>Diâmetro do rotor (mm)</b>					<b>130</b>	<b>137</b>	<b>150</b>	<b>163</b>

\*Para opções de Selo Mecânico, consulte a página 66.



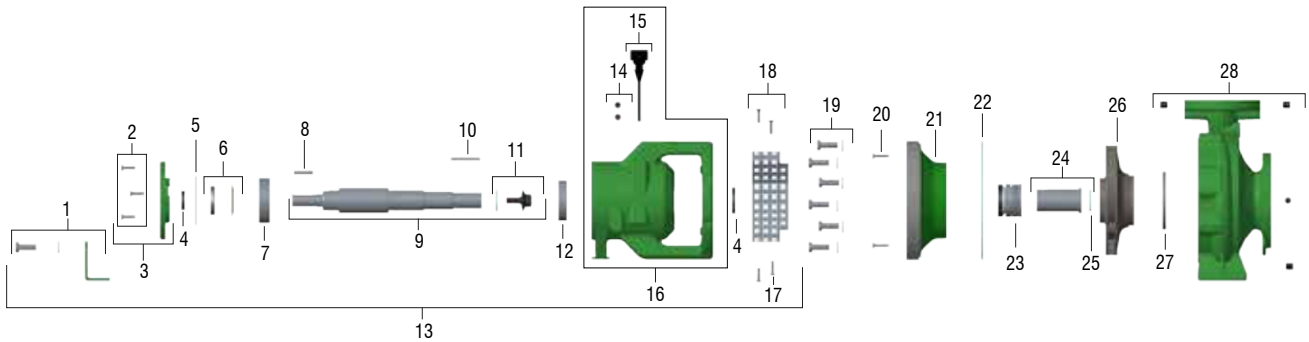
Item	Descrição	Composição do Kit	Quant. de peças utilizadas no produto	Quant. de peças contidas em cada caixa do kit	050-032-200 RT171	050-032-200 RT187	050-032-200 RT195	050-032-200 RT211
1	Kit fixação suporte mancal	Parafuso M12x35	1	1	8720067504A	8720067504A	8720067504A	8720067504A
		Arruela M12	1	1				
		Suporte mancal	1	1				
2	kit parafuso M12x35	Parafuso M12x35	14	5	8720276109A	8720276109A	8720276109A	8720276109A
		Arruela M12	14	5				
3	Kit parafuso M6x25	-	3	3	8720276123A	8720276123A	8720276123A	8720276123A
4	Tampa mancal	Tampa mancal	1	1	8701537501A	8701537501A	8701537501A	8701537501A
		Parafuso M6X25	3	3				
5	Kit retentor	Retentor 25X38X7	1	1	8730597101A	8730597101A	8730597101A	8730597101A
		Retentor 40X52X7	1	1				
6	O-Ring 2241	-	1	-	8720114115A	8720114115A	8720114115A	8720114115A
7	Kit fixação rolamento	Arruela de trava MB8	1	1	8720277105A	8720277105A	8720277105A	8720277105A
		Porca KM8	1	1				
8	Rolamento 6308 C3	-	1	-	8720374103A	8720374103A	8720374103A	8720374103A
9	Chaveta L39XB8H7	-	1	-	8720494102A	8720494102A	8720494102A	8720494102A
10	kit eixo	Chaveta eixo 3/16X34	1	1	8752427101A	8752427101A	8752427101A	8752427101A
		Chaveta L39XB8H7	1	1				
		Paraf. fix. Rotor 3/8x3/4	1	1				
		Junta 32x20x2 mm	1	1				
		Eixo mancal	1	1				
11	Chaveta eixo 3/16X34	-	1	-	8720055101A	8720055101A	8720055101A	8720055101A
12	Kit paraf. fix. rotor	Paraf. fix. Rotor 3/8x3/4	1	1	8752426101A	8752426101A	8752426101A	8752426101A
		Junta 32x20x2 mm	1	1				
13	Rolamento 6208 C3	-	1	-	8720374102A	8720374102A	8720374102A	8720374102A
14	Kit mancal	Rolamento 6208 C3	1	1	8752429101A	8752429101A	8752429101A	8752429101A
		Rolamento 6308 C3	1	1				
		Retentor 40X52X7	1	1				
		Retentor 25X38X7	1	1				
		Paraf.S.M6X25	3	3				
		O-Ring 2154	1	1				
		Porca Km8	1	1				
		Arruela lisa M12	1	1				
		Paraf.Torx M6X35	4	4				
		Arruela de trava MB8	1	1				
		Suporte mancal	1	1				
		Chaveta rotor 1/4X32mm	1	1				
		Chaveta L39XB8H7	1	1				
		Indicador nível óleo	1	1				
		Paraf.M12X35	1	1				
Kit corpo mancal	1	1						
Tampa mancal	1	1						
Eixo mancal	1	1						
Grade mancal	2	2						
15	Bujão 1/4 NPT	-	8	1	8720035103A	8720035103A	8720035103A	8720035103A
16	Indicador nível de óleo	-	1	-	8720088101A	8720088101A	8720088101A	8720088101A
17	Kit corpo mancal	Corpo mancal	1	1	8701536501A	8701536501A	8701536501A	8701536501A
		Bujão 1/4 NPT	2	2				
		Indicador nível óleo	1	1				
18	Kit paraf. Torx M6X35	-	4	4	8720585101A	8720585101A	8720585101A	8720585101A
19	Kit grade mancal	Grade mancal	2	2	8720511102A	8720511102A	8720511102A	8720511102A
		Paraf.Torx M6X35	4	4				
20	Kit tampa pressão	Tampa pressão	1	1	8701497501A	8701497501A	8701497501A	8701497501A
		Anel desgaste 105X90.1X8	1	1				
21	Anel desgaste 105X90.1X8	-	1	-	8700300101A	8700300101A	8700300101A	8700300101A
22	Junta	-	1	-	8720489101A	8720489101A	8720489101A	8720489101A
23	Selo mecânico 1.3/4 T21 BUNA	-	1	-	8720182101A	8720182101A	8720182101A	8720182101A
24	Kit bucha selo	Bucha selo	1	1	8720524101A	8720524101A	8720524101A	8720524101A
		Junta 51x32x0.4	1	1				
25	Junta 51x32x0.4mm	-	1	-	8720489104A	8720489104A	8720489104A	8720489104A
26	Rotor FE	-	1	-	8701544106A	8701544105A	8701544104A	8701544102A
27	Anel desgaste 95x85.1x8	-	1	-	8700421101A	8700421101A	8700421101A	8700421101A
28	Kit caracol	Caracol	1	1	8701542501A	8701542501A	8701542501A	8701542501A
		Bujão 1/4 NPT	6	6				
		Anel desgaste 95x85.1x8	1	1				
<b>Diâmetro do rotor (mm)</b>					<b>171</b>	<b>187</b>	<b>195</b>	<b>211</b>

\*Para opções de Selo Mecânico, consulte a página 66.



# COMPONENTES DO PRODUTO

065-040-125

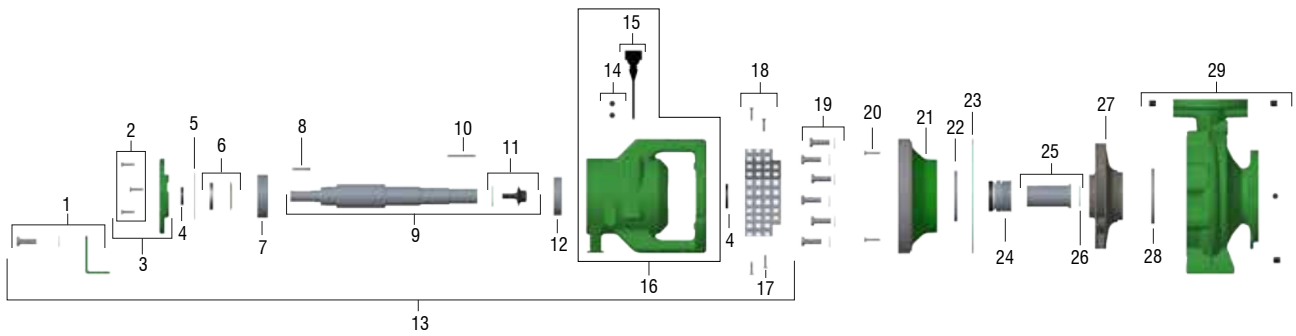


Item	Descrição	Composição do Kit	Quant. de peças utilizadas no produto	Quant. de peças contidas em cada caixa do kit	065-040-125 RT110	065-040-125 RT120	065-040-125 RT130	065-040-125 RT139
1	Kit fixação suporte mancal	Parafuso M8x20 Arruela M8 Suporte mancal	1 1 1	1 1 1	8720606501A	8720606501A	8720606501A	8720606501A
2	Kit parafuso M6X25	-	3	3	8720276123A	8720276123A	8720276123A	8720276123A
3	Kit tampa mancal	Tampa mancal Parafuso M6X25	1 3	1 3	8701537501A	8701537501A	8701537501A	8701537501A
4	Kit retentor	Retentor 25X38X7 Retentor 40X52X7	1 1	1 1	8730597101A	8730597101A	8730597101A	8730597101A
5	O-Ring 2241	-	1	-	8720114115A	8720114115A	8720114115A	8720114115A
6	Kit fixação rolamento	Arruela de trava MB8 Porca KM8	1 1	1 1	8720277105A	8720277105A	8720277105A	8720277105A
7	Rolamento 6308 C3	-	1	-	8720374103A	8720374103A	8720374103A	8720374103A
8	Chaveta L39XB8H7	-	1	-	8720494102A	8720494102A	8720494102A	8720494102A
9	Kit eixo manc 187x101.5mm 22.22mm	Chaveta rotor 3/16X30mm Chaveta L39XB8H7 Paraf. fix. rotor 3/8X31mm Junta 43x31x2mm Eixo mancal	1 1 1 1 1	1 1 1 1 1	8720453105A	8720453105A	8720453105A	8720453105A
10	Chaveta rotor 3/16X30mm	-	1	-	8720055101A	8720055101A	8720055101A	8720055101A
11	Kit paraf. fix. rotor	Paraf. fix. rotor 3/8X31mm 22.22mm Junta 32x20x2mm	1 1	1 1	8720609101A	8720609101A	8720609101A	8720609101A
12	Rolamento 6208 C3	-	1	-	8720374102A	8720374102A	8720374102A	8720374102A
13	Kit mancal	Rolamento 6208 C3 Rolamento 6308 C3 Retentor 40X52X7 Retentor 25X38X7 Paraf.S.M6X30 O-Ring 2241 Porca Km8 Arruela M8 Paraf.Torx M6X35 Arruela de trava MB8 Suporte mancal Chaveta rotor 3/16X30mm Chaveta L39XB8H7 Indicador nível óleo Paraf.M8X20 Kit corpo mancal Tampa mancal Eixo mancal Grade Mancal	1 1 1 1 3 1 1 1 4 1 1 1 1 1 1 1 1 1 1 2	1 1 1 1 3 1 1 1 4 1 1 1 1 1 1 1 1 1 2	8730012131A	8730012131A	8730012131A	8730012131A
14	Bujão 1/4 NPT	-	6	1	8720035103A	8720035103A	8720035103A	8720035103A
15	Indicador nível óleo	-	1	-	8720088101A	8720088101A	8720088101A	8720088101A
16	Kit corpo mancal	Corpo mancal Bujão 1/4 NPT Indicador nível óleo	1 2 1	1 2 1	8701536501A	8701536501A	8701536501A	8701536501A
17	Kit paraf.Torx M6X35	-	4	4	8720585101A	8720585101A	8720585101A	8720585101A
18	Kit grade mancal	Grade mancal Paraf.Torx M6X35	2 4	2 4	8720511102A	8720511102A	8720511102A	8720511102A
19	Kit parafuso M12x35	Parafuso M12x35 Arruela M12	6 6	5 5	8720276109A	8720276109A	8720276109A	8720276109A
20	Kit parafuso M6x30	-	2	3	8720276110A	8720276110A	8720276110A	8720276110A
21	Kit tampa pressão	Tampa pressão	1	1	8700411501A	8700411501A	8700411501A	8700411501A
22	Junta 186X177X0.8	-	1	-	8720489106A	8720489106A	8720489106A	8720489106A
23	Selo mecânico 1 3/4 T21 BUNA	-	1	-	8720182101A	8720182101A	8720182101A	8720182101A
24	Kit bucha selo	Bucha selo 1 3/4X142mm Junta 51x23x0.4mm	1 1	1 1	8720524102A	8720524102A	8720524102A	8720524102A
25	Junta 51x23x0.4	-	1	-	8720489108A	8720489108A	8720489108A	8720489108A
26	Rotor FE	-	1	-	8700440105A	8700440104A	8700440103A	8700440102A
27	Anel desgaste 95x85.1x8	-	1	-	8700421101A	8700421101A	8700421101A	8700421101A
28	Kit caracol	Caracol Bujão 1/4 NPT Anel desgaste 95x85.1x8	1 4 1	1 4 1	8700429501A	8700429501A	8700429501A	8700429501A
<b>Diâmetro do rotor (mm)</b>					<b>110</b>	<b>120</b>	<b>130</b>	<b>139</b>

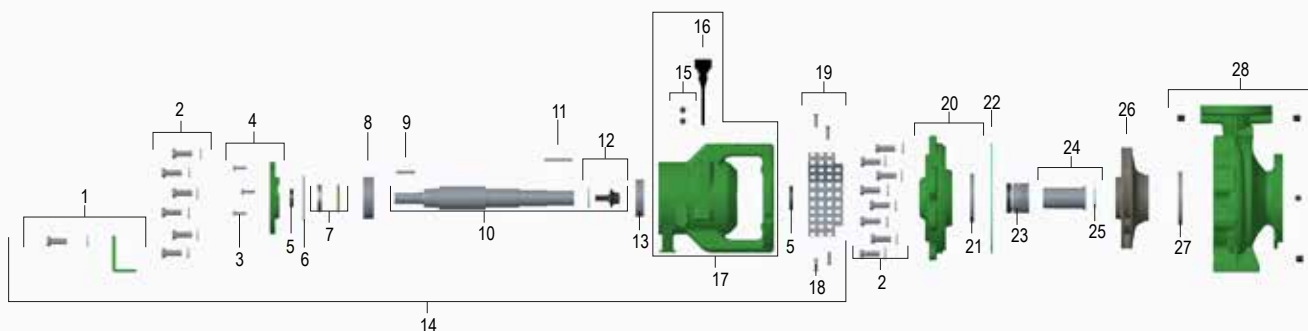
\*Para opções de Selo Mecânico, consulte a página 66.

# COMPONENTES DO PRODUTO

065-040-160

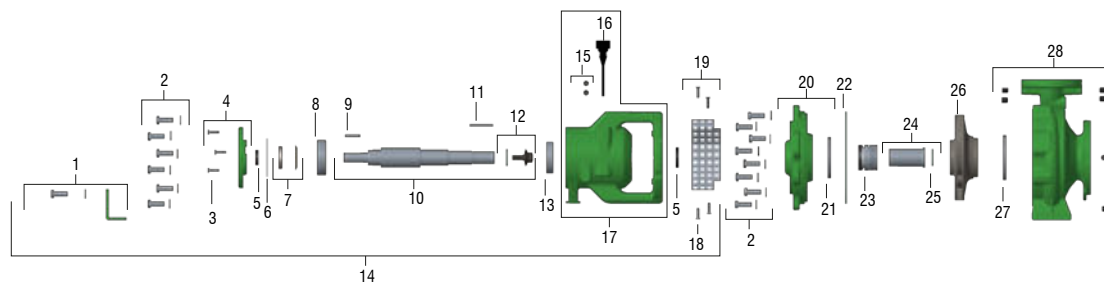


Item	Descrição	Composição do Kit	Quant. de peças utilizadas no produto	Quant. de peças contidas em cada caixa do kit	065-040-160 RT125	065-040-160 RT138	065-040-160 RT150	065-040-160 RT159	065-040-160 RT174
1	Kit fixação suporte mancal	Parafuso M8x20	1	1	8720607501A	8720607501A	8720607501A	8720607501A	8720607501A
		Arruela M8	1	1					
		Suporte mancal	1	1					
2	Kit parafuso M6X25	-	3	3	8720276123A	8720276123A	8720276123A	8720276123A	8720276123A
3	Kit tampa mancal	Tampa mancal	1	1	8701537501A	8701537501A	8701537501A	8701537501A	8701537501A
		Parafuso M6X25	3	3					
4	Kit retentor	Retentor 25X38X7	1	1	8730597101A	8730597101A	8730597101A	8730597101A	8730597101A
		Retentor 40X52X7	1	1					
5	O-Ring 2241	-	1	-	8720114115A	8720114115A	8720114115A	8720114115A	8720114115A
6	Kit fixação rolamento	Arruela de trava MB8	1	1	8720277105A	8720277105A	8720277105A	8720277105A	8720277105A
		Porca KM8	1	1					
7	Rolamento 6308 C3	-	1	-	8720374103A	8720374103A	8720374103A	8720374103A	8720374103A
8	Chaveta L39XB8H7	-	1	-	8720494102A	8720494102A	8720494102A	8720494102A	8720494102A
9	Kit eixo	Chaveta rotor 3/16X30mm	1	1	8720453105A	8720453105A	8720453105A	8720453105A	8720453105A
		Chaveta L39XB8H7	1	1					
		Paraf. fix. rotor 3/8X31mm	1	1					
		Junta 43x31x2mm	1	1					
		Eixo mancal	1	1					
10	Chaveta rotor 3/16X30mm	-	1	-	8720055101A	8720055101A	8720055101A	8720055101A	8720055101A
11	Kit paraf. fix. rotor	Paraf. fix. rotor 3/8X31mm 22.22mm	1	1	8720609101A	8720609101A	8720609101A	8720609101A	8720609101A
		Junta 32x20x2mm	1	1					
12	Rolamento 6208 C3	-	1	-	8720374102A	8720374102A	8720374102A	8720374102A	8720374102A
13	Kit mancal	Rolamento 6208 C3	1	1	8730012134A	8730012134A	8730012134A	8730012134A	8730012134A
		Rolamento 6308 C3	1	1					
		Retentor 40X52X7	1	1					
		Retentor 25X38X7	1	1					
		Paraf. S.M6X25	3	3					
		O-Ring 2241	1	1					
		Porca Km8	1	1					
		Arruela M8	1	1					
		Paraf. Torx M6X35	4	4					
		Arruela de trava MB8	1	1					
		Suporte mancal	1	1					
		Chaveta rotor 3/16X30mm	1	1					
		Chaveta L39XB8H7	1	1					
		Indicador nível óleo	1	1					
		Paraf. M8X20	1	1					
		Kit corpo mancal	1	1					
		Tampa mancal	1	1					
Eixo mancal	1	1							
Grade Mancal	2	2							
14	Bujão 1/4 NPT	-	6	1	8720035103A	8720035103A	8720035103A	8720035103A	8720035103A
15	Indicador nível óleo	-	1	-	8720088101A	8720088101A	8720088101A	8720088101A	8720088101A
16	Kit corpo mancal	Corpo mancal	1	1	8701536501A	8701536501A	8701536501A	8701536501A	8701536501A
		Bujão 1/4 NPT	2	2					
		Indicador nível óleo	1	1					
17	Kit paraf. Torx M6X35	-	4	4	8720585101A	8720585101A	8720585101A	8720585101A	8720585101A
18	Kit grade mancal	Grade mancal	2	2	8720511102A	8720511102A	8720511102A	8720511102A	8720511102A
		Paraf. Torx M6X35	4	4					
19	Kit parafuso M12x35	Parafuso M12x35	6	5	8720276109A	8720276109A	8720276109A	8720276109A	8720276109A
		Arruela M12	6	5					
20	Kit parafuso M6x30	-	2	3	8720276110A	8720276110A	8720276110A	8720276110A	8720276110A
21	Kit tampa pressão	Tampa pressão	1	1	8700411501A	8700411501A	8700411501A	8700411501A	8700411501A
		Anel desgaste 105X90.1X8	1	1					
22	Anel desgaste 105X90.1X8	-	1	-	8700300101A	8700300101A	8700300101A	8700300101A	8700300101A
23	Junta 186X177X0.8	-	1	-	8720489106A	8720489106A	8720489106A	8720489106A	8720489106A
24	Selo mecânico 1 3/4 T21 BUNA	-	1	-	8720182101A	8720182101A	8720182101A	8720182101A	8720182101A
25	Kit bucha selo	Bucha selo 1 3/4X142mm	1	1	8720524102A	8720524102A	8720524102A	8720524102A	8720524102A
		Junta 51x23x0.4mm	1	1					
26	Junta 51x23x0.4	-	1	-	8720489108A	8720489108A	8720489108A	8720489108A	8720489108A
27	Rotor FE	-	1	-	8700441112A	8700441111A	8700441110A	8700441109A	8700441108A
28	Anel desgaste 95x85.1x8	-	1	-	8700421101A	8700421101A	8700421101A	8700421101A	8700421101A
29	Kit caracol	Caracol	1	1	8700430501A	8700430501A	8700430501A	8700430501A	8700430501A
		Bujão 1/4 NPT	4	4					
		Anel desgaste 95x85.1x8	1	1					
<b>Diâmetro do rotor (mm)</b>					<b>125</b>	<b>138</b>	<b>150</b>	<b>159</b>	<b>174</b>



Item	Descrição	Composição do Kit	Quant. de peças utilizadas no produto	Quant. de peças contidas em cada caixa do kit	065-040-200 RT166	065-040-200 RT177	065-040-200 RT189	065-040-200 RT201	065-040-200 RT212
1	Kit fixação suporte mancal	Parafuso M12x35 Arruela M12 Suporte mancal	1 1 1	1 1 1	8720067504A	8720067504A	8720067504A	8720067504A	8720067504A
2	Kit parafuso M12x35	Parafuso M12x35 Arruela M12	14 14	5 5	8720276109A	8720276109A	8720276109A	8720276109A	8720276109A
3	Kit parafuso M6X25	-	3	3	8720276123A	8720276123A	8720276123A	8720276123A	8720276123A
4	Kit tampa mancal	Tampa mancal Parafuso M6X25	1 3	1 3	8701495501A	8701495501A	8701495501A	8701495501A	8701495501A
5	Kit retentor	Retentor 25X38X7 Retentor 40X52X7	1 1	1 1	8730597101A	8730597101A	8730597101A	8730597101A	8730597101A
6	O-Ring 2154	-	1	-	8720113109A	8720113109A	8720113109A	8720113109A	8720113109A
7	Kit fixação rolamento	Arruela de trava MB8 Porca KM8	1 1	1 1	8720277105A	8720277105A	8720277105A	8720277105A	8720277105A
8	Rolamento 6308 C3	-	1	-	8720374103A	8720374103A	8720374103A	8720374103A	8720374103A
9	Chaveta L39XB8H7	-	1	-	8720494102A	8720494102A	8720494102A	8720494102A	8720494102A
10	Kit eixo	Chaveta rotor 1/4X32mm Chaveta L39XB8H7 Paraf. fix. rotor 1/2X30mm Junta 43x31x2mm Eixo mancal	1 1 1 1 1	1 1 1 1 1	8720452103A	8720452103A	8720452103A	8720452103A	8720452103A
11	Chaveta rotor 1/4X32mm	-	1	-	8723065108A	8723065108A	8723065108A	8723065108A	8723065108A
12	Kit paraf. fix. rotor	Paraf. fix. rotor 1/2X30mm Junta 43x31x2mm	1 1	1 1	8720528101A	8720528101A	8720528101A	8720528101A	8720528101A
13	Rolamento 6208 C3	-	1	-	8720374102A	8720374102A	8720374102A	8720374102A	8720374102A
14	Kit mancal	Rolamento 6208 C3 Rolamento 6308 C3 Retentor 40X52X7 Retentor 25X38X7 Paraf. S.M6X25 O-Ring 2154 Porca Km8 Arruela lisa M12 Paraf. Torx M6X35 Arruela de trava MB8 Suporte mancal Chaveta rotor 1/4X32mm Chaveta L39XB8H7 Indicador nível óleo Paraf. M12X35 Kit corpo mancal Tampa mancal Eixo mancal Grade Mancal	1 1 1 1 3 1 1 1 4 1 1 1 1 1 1 1 1 2	1 1 1 1 3 1 1 1 4 1 1 1 1 1 1 1 2	8730012114A	8730012114A	8730012114A	8730012114A	8730012114A
15	Bujão 1/4 NPT	-	6	-	8720035103A	8720035103A	8720035103A	8720035103A	8720035103A
16	Indicador nível óleo	-	1	-	8720088101A	8720088101A	8720088101A	8720088101A	8720088101A
17	Kit corpo mancal	Corpo mancal Bujão 1/4 NPT Indicador nível óleo	1 2 1	1 2 1	8701494501A	8701494501A	8701494501A	8701494501A	8701494501A
18	Kit paraf. Torx M6X35	-	4	4	8720585101A	8720585101A	8720585101A	8720585101A	8720585101A
19	Kit grade mancal	Grade mancal Paraf. Torx M6X35	2 4	2 4	8720511102A	8720511102A	8720511102A	8720511102A	8720511102A
20	Kit tampa pressão	Tampa pressão Anel desgaste 105X90.1X8	1 1	1 1	8701497501A	8701497501A	8701497501A	8701497501A	8701497501A
21	Anel desgaste 105X90.1X8	-	1	-	8700300101A	8700300101A	8700300101A	8700300101A	8700300101A
22	Junta 236X227X0.8	-	1	-	8720489101A	8720489101A	8720489101A	8720489101A	8720489101A
23	Selo mecânico 1 3/4 T21 BUNA	-	1	-	8720182101A	8720182101A	8720182101A	8720182101A	8720182101A
24	Kit bucha selo	Bucha selo Junta 51x32x0.4	1 1	1 1	8720524101A	8720524101A	8720524101A	8720524101A	8720524101A
25	Junta 51x32x0.4	-	1	-	8720489104A	8720489104A	8720489104A	8720489104A	8720489104A
26	Rotor FE	-	1	-	8700405155A	8700405154A	8700405153A	8700405152A	8700405160A
27	Anel desgaste 95x85.1x8	-	1	-	8700421101A	8700421101A	8700421101A	8700421101A	8700421101A
28	Kit caracol	Caracol Bujão 1/4 NPT Anel desgaste 95x85.1x8	1 4 1	1 4 1	8700409501A	8700409501A	8700409501A	8700409501A	8700409501A
<b>Diâmetro do rotor (mm)</b>					<b>166</b>	<b>177</b>	<b>189</b>	<b>201</b>	<b>212</b>

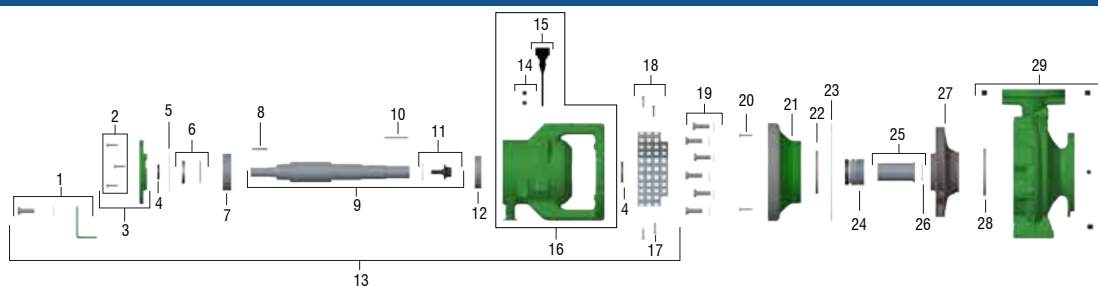
\*Para opções de Selo Mecânico, consulte a página 66.



Item	Descrição	Composição do Kit	Quant. de peças utilizadas no produto	Quant. de peças contidas em cada caixa do kit	065-040-250 RT212	065-040-250 RT225	065-040-250 RT246	065-040-250 RT260
1	Kit fixação suporte mancal	Parafuso M12x35	1	1	8720067501A	8720067501A	8720067501A	8720067501A
		Arruela M12	1	1				
		Suporte mancal	1	1				
2	Kit parafuso M12x35	Parafuso M12x35	20	5	8720276109A	8720276109A	8720276109A	8720276109A
		Arruela M12	20	5				
3	Kit parafuso M6x30	-	3	3	8720276110A	8720276110A	8720276110A	8720276110A
4	Kit tampa mancal	Tampa mancal	1	1	8701502501A	8701502501A	8701502501A	8701502501A
		Parafuso M6x30	3	3				
5	Kit retentor 40x52x7	-	2	2	8720158108A	8720158108A	8720158108A	8720158108A
6	O-Ring 2248	-	1	1	8720114127A	8720114127A	8720114127A	8720114127A
7	Kit fixação rolamento	Arruela de trava MB10	1	1	8720015108A	8720015108A	8720015108A	8720015108A
		Porca KM10	1	1				
8	Rolamento 6310 C3	-	1	1	8720374104A	8720374104A	8720374104A	8720374104A
9	Chaveta L55XB10XH8	-	1	1	8720494101A	8720494101A	8720494101A	8720494101A
10	Kit eixo	Chaveta rotor 1/4X32mm	1	1	8720453103A	8720453103A	8720453103A	8720453103A
		Chaveta L55XB10XH8	1	1				
		Paraf. fix. rotor 1/2X30mm	1	1				
		Junta 43x31x2mm	1	1				
		Eixo mancal	1	1				
11	Chaveta rotor 1/4X32mm	-	1	1	8723065108A	8723065108A	8723065108A	8723065108A
12	Kit paraf. fix. rotor	Paraf. fix. rotor 1/2X30mm	1	1	8720528101A	8720528101A	8720528101A	8720528101A
		Junta 43x31x2mm	1	1				
13	Rolamento 6010 C3	-	1	1	8720374105A	8720374105A	8720374105A	8720374105A
14	Kit mancal	Rolamento 6310 C3	1	1	8730012115A	8730012115A	8730012115A	8730012115A
		Rolamento 6010 C3	1	1				
		Retentor 40X52X7	2	2				
		Paraf.S.M6X30	3	3				
		O-Ring 2248	1	1				
		Porca KM10	1	1				
		Arruela de trava MB10	1	1				
		Paraf.Torx M6X35	4	4				
		Arruela lisa M12	1	1				
		Suporte mancal	1	1				
		Chaveta rotor 1/4X32mm	1	1				
		Chaveta L55XB10XH8	1	1				
		Indicador nível óleo	1	1				
		Paraf.M12X35	1	1				
		Kit corpo mancal	1	1				
Tampa mancal	1	1						
Eixo mancal	1	1						
Grade Mancal	2	2						
15	Bujão 1/4 NPT	-	8	1	8720035103A	8720035103A	8720035103A	8720035103A
16	Indicador nível óleo	-	1	1	8720088101A	8720088101A	8720088101A	8720088101A
17	Kit corpo mancal	Corpo mancal	1	1	8701501501A	8701501501A	8701501501A	8701501501A
		Bujão 1/4 NPT	2	2				
		Indicador nível óleo	1	1				
18	Kit paraf.Torx M6X35	-	4	4	8720585101A	8720585101A	8720585101A	8720585101A
19	Kit grade mancal	Grade mancal	2	2	8720511101A	8720511101A	8720511101A	8720511101A
		Paraf.Torx M6X35	4	4				
20	Kit tampa pressão	Tampa pressão	1	1	8700306501A	8700306501A	8700306501A	8700306501A
		Anel desgaste 115x100.1x8	1	1				
21	Anel desgaste 115x100.1x8	-	1	1	8700299101A	8700299101A	8700299101A	8700299101A
22	Junta 280x271x0.8	-	1	1	8720489102A	8720489102A	8720489102A	8720489102A
23	Selo mecânico 1 3/4 T21 BUNA	-	1	1	8720182101A	8720182101A	8720182101A	8720182101A
24	Kit bucha selo	Bucha selo	1	1	8720524101A	8720524101A	8720524101A	8720524101A
		Junta 51x32x0.4	1	1				
25	Junta 51x32x0.4	-	1	1	8720489104A	8720489104A	8720489104A	8720489104A
26	Rotor FE	-	1	1	8700303155A	8700303152A	8700303153A	8700303164A
27	Anel desgaste 105X90.1X8	-	1	1	8700300101A	8700300101A	8700300101A	8700300101A
28	Kit caracol	Caracol	1	1	8700304501A	8700304501A	8700304501A	8700304501A
		Bujão 1/4 NPT	6	6				
		Anel desgaste 105X90.1X8	1	1				
<b>Diâmetro do rotor (mm)</b>					<b>212</b>	<b>225</b>	<b>246</b>	<b>260</b>

# COMPONENTES DO PRODUTO

080-050-125

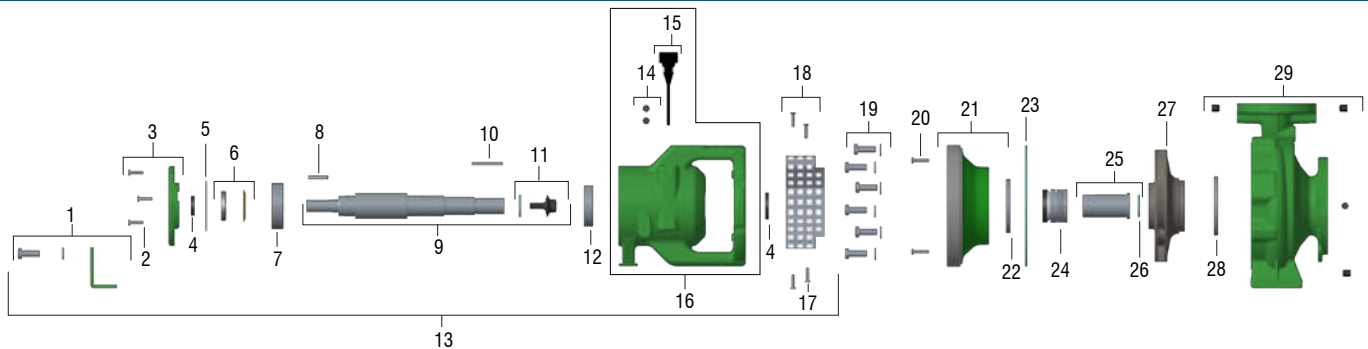


Item	Descrição	Composição do Kit	Quant. de peças utilizadas no produto	Quant. de peças contidas em cada caixa do kit	080-050-125 RT114	080-050-125 RT120	080-050-125 RT130	080-050-125 RT139
1	Kit fixação suporte mancal	Parafuso M8x20	1	1	8720607501A	8720607501A	8720607501A	8720607501A
		Arruela M8	1	1				
		Suporte mancal	1	1				
2	Kit parafuso M6X25	-	3	3	8720276123A	8720276123A	8720276123A	8720276123A
3	Kit tampa mancal	Tampa mancal	1	1	8701537501A	8701537501A	8701537501A	8701537501A
		Parafuso M6X25	3	3				
4	Kit retentor	Retentor 25X38X7	1	1	8730597101A	8730597101A	8730597101A	8730597101A
		Retentor 40X52X7	1	1				
5	O-Ring 2241	-	1	-	8720114115A	8720114115A	8720114115A	8720114115A
6	Kit fixação rolamento	Arruela de trava MB8	1	1	8720277105A	8720277105A	8720277105A	8720277105A
		Porca KM8	1	1				
7	Rolamento 6308 C3	-	1	-	8720374103A	8720374103A	8720374103A	8720374103A
8	Chaveta L39XB8H7	-	1	-	8720494102A	8720494102A	8720494102A	8720494102A
9	Kit eixo	Chaveta rotor 3/16X30mm	1	1	8720453105A	8720453105A	8720453105A	8720453105A
		Chaveta L39XB8H7	1	1				
		Paraf. fix. rotor 3/8X31mm	1	1				
		Junta 43x31x2mm	1	1				
		Eixo mancal	1	1				
10	Chaveta rotor 3/16X30mm	-	1	-	8720055101A	8720055101A	8720055101A	8720055101A
11	Kit paraf. fix. rotor	Paraf. fix. rotor 3/8X31mm	1	1	8720609101A	8720609101A	8720609101A	8720609101A
		Junta 32x20x2mm	1	1				
12	Rolamento 6208 C3	-	1	-	8720374102A	8720374102A	8720374102A	8720374102A
13	Kit mancal	Rolamento 6208 C3	1	1	8730012134A	8730012134A	8730012134A	8730012134A
		Rolamento 6308 C3	1	1				
		Retentor 40X52X7	1	1				
		Retentor 25X38X7	1	1				
		Paraf.S.M6X25	3	3				
		O-Ring 2241	1	1				
		Porca Km8	1	1				
		Arruela M8	1	1				
		Paraf.Torx M6X35	4	4				
		Arruela de trava MB8	1	1				
		Suporte mancal	1	1				
		Chaveta rotor 3/16X30mm	1	1				
		Chaveta L39XB8H7	1	1				
		Indicador nível óleo	1	1				
		Paraf.M8X20	1	1				
		Kit corpo mancal	1	1				
Tampa mancal	1	1						
Eixo mancal	1	1						
Grade Mancal	2	2						
14	Bujão 1/4 NPT	-	6	1	8720035103A	8720035103A	8720035103A	8720035103A
15	Indicador nível óleo	-	1	-	8720088101A	8720088101A	8720088101A	8720088101A
16	Kit corpo mancal	Corpo mancal	1	1	8701536501A	8701536501A	8701536501A	8701536501A
		Bujão 1/4 NPT	2	2				
		Indicador nível óleo	1	1				
17	Kit paraf.Torx M6X35	-	4	4	8720585101A	8720585101A	8720585101A	8720585101A
18	Kit grade mancal	Grade mancal	2	2	8720511102A	8720511102A	8720511102A	8720511102A
		Paraf.Torx M6X35	4	4				
19	Kit parafuso M12x45	Parafuso M12x45	6	5	8720276111A	8720276111A	8720276111A	8720276111A
		Arruela M12	6	5				
20	Kit parafuso M6x30	-	2	3	8720276110A	8720276110A	8720276110A	8720276110A
21	Kit tampa pressão	Tampa pressão	1	1	8700411501A	8700411501A	8700411501A	8700411501A
		Anel desgaste 105X90.1X8	1	1				
22	Anel desgaste 105X90.1X8	-	1	-	8700300101A	8700300101A	8700300101A	8700300101A
23	Junta 186X177X0.8	-	1	-	8720489106A	8720489106A	8720489106A	8720489106A
24	Selo mecânico 1 3/4 T21 BUNA	-	1	-	8720182101A	8720182101A	8720182101A	8720182101A
25	Kit bucha selo	Bucha selo 1 3/4X142mm	1	1	8720524102A	8720524102A	8720524102A	8720524102A
		Junta 51x23x0.4mm	1	1				
26	Junta 51x23x0.4	-	1	-	8720489108A	8720489108A	8720489108A	8720489108A
27	Rotor FE	-	1	-	8700442105A	8700442104A	8700442103A	8700442102A
28	Anel desgaste 115x100.1x8	-	1	-	8700299101A	8700299101A	8700299101A	8700299101A
29	Kit caracol	Caracol	1	1	8700431501A	8700431501A	8700431501A	8700431501A
		Bujão 1/4 NPT	4	4				
		Anel desgaste 115x100.1x8	1	1				
<b>Diâmetro do rotor (mm)</b>					<b>114</b>	<b>120</b>	<b>130</b>	<b>139</b>

\*Para opções de Selo Mecânico, consulte a página 66.

# COMPONENTES DO PRODUTO

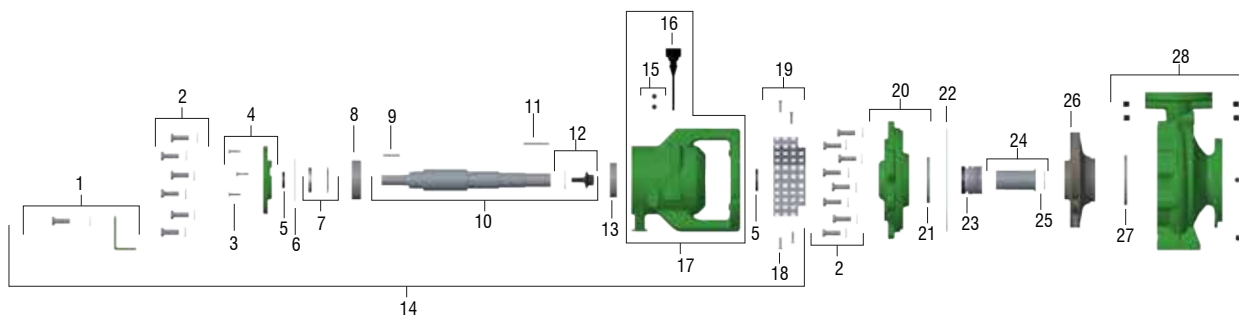
080-050-160



Item	Descrição	Composição do Kit	Quant. de peças utilizadas no produto	Quant. de peças contidas em cada caixa do kit	080-050-160 RT130	080-050-160 RT139	080-050-160 RT147	080-050-160 RT158	080-050-160 RT174
1	Kit fixação suporte mancal	Parafuso M12x35 Arruela M12 Suporte mancal	1 1 1	1 1 1	8720067504A	8720067504A	8720067504A	8720067504A	8720067504A
2	Kit parafuso M6X25	-	3	3	8720276123A	8720276123A	8720276123A	8720276123A	8720276123A
3	Kit tampa mancal	Tampa mancal Parafuso M6X25	1 3	1 3	8701495501A	8701495501A	8701495501A	8701495501A	8701495501A
4	Kit retentor	Retentor 25X38X7 Retentor 40X52X7	1 1	1 1	8730597101A	8730597101A	8730597101A	8730597101A	8730597101A
5	O-Ring 2154	-	1	-	8720113109A	8720113109A	8720113109A	8720113109A	8720113109A
6	Kit fixação rolamento	Arruela de trava MB8 Porca KM8	1 1	1 1	8720277105A	8720277105A	8720277105A	8720277105A	8720277105A
7	Rolamento 6308 C3	-	1	-	8720374103A	8720374103A	8720374103A	8720374103A	8720374103A
8	Chaveta L39XB8H7	-	1	-	8720494102A	8720494102A	8720494102A	8720494102A	8720494102A
9	Kit eixo	Chaveta rotor 1/4X32mm Chaveta L39XB8H7 Paraf. fix. rotor 1/2X30mm Junta 43x31x2mm Eixo mancal	1 1 1 1 1	1 1 1 1 1	8720452103A	8720452103A	8720452103A	8720452103A	8720452103A
10	Chaveta rotor 1/4X32mm	-	1	-	8723065108A	8723065108A	8723065108A	8723065108A	8723065108A
11	Kit paraf. fix. rotor	Paraf. fix. rotor 1/2X30mm Junta 43x31x2mm	1 1	1 1	8720528101A	8720528101A	8720528101A	8720528101A	8720528101A
12	Rolamento 6208 C3	-	1	-	8720374102A	8720374102A	8720374102A	8720374102A	8720374102A
13	Kit mancal	Rolamento 6208 C3 Rolamento 6308 C3 Retentor 40X52X7 Retentor 25X38X7 Paraf.S.M6X25 O-Ring 2154 Porca Km8 Arruela lisa M12 Paraf.Torx M6X35 Arruela de trava MB8 Suporte mancal Chaveta rotor 1/4X32mm Chaveta L39XB8H7 Indicador nível óleo Paraf.M12X35 Kit corpo mancal Tampa mancal Eixo mancal Grade mancal	1 1 1 1 3 1 1 1 1 4 1 1 1 1 1 1 1 2	1 1 1 1 3 1 1 1 4 1 1 1 1 1 1 1 2	8730012114A	8730012114A	8730012114A	8730012114A	8730012114A
14	Bujão 1/4 NPT	-	6	1	8720035103A	8720035103A	8720035103A	8720035103A	8720035103A
15	Indicador nível óleo	-	1	-	8720088101A	8720088101A	8720088101A	8720088101A	8720088101A
16	Kit corpo mancal	Corpo mancal Bujão 1/4 NPT Indicador nível óleo	1 2 1	1 2 1	8701494501A	8701494501A	8701494501A	8701494501A	8701494501A
17	Kit paraf.Torx M6X35	-	4	4	8720585101A	8720585101A	8720585101A	8720585101A	8720585101A
18	Kit grade mancal	Grade mancal Paraf.Torx M6X35	2 4	2 4	8720511102A	8720511102A	8720511102A	8720511102A	8720511102A
19	Kit parafuso M12X45	Parafuso M12x45 Arruela M12	6 6	5 5	8720276111A	8720276111A	8720276111A	8720276111A	8720276111A
20	Kit parafuso M6X30	-	2	3	8720276110A	8720276110A	8720276110A	8720276110A	8720276110A
21	Kit tampa pressão	Tampa pressão Anel desgaste 105X90.1X8	1 1	1 1	8700411501A	8700411501A	8700411501A	8700411501A	8700411501A
22	Anel desgaste 105X90.1X8	-	1	-	8700300101A	8700300101A	8700300101A	8700300101A	8700300101A
23	Junta 186X177.5X0.8	-	1	-	8720489106A	8720489106A	8720489106A	8720489106A	8720489106A
24	Selo mecânico 1 3/4 T21 BUNA	-	1	-	8720182101A	8720182101A	8720182101A	8720182101A	8720182101A
25	Kit bucha selo	Bucha selo Junta 51x32x0.4	1 1	1 1	8720524101A	8720524101A	8720524101A	8720524101A	8720524101A
26	Junta 51x32x0.4	-	1	-	8720489104A	8720489104A	8720489104A	8720489104A	8720489104A
27	Rotor FE	-	1	-	8700406155A	8700406154A	8700406153A	8700406152A	8700406161A
28	Anel desgaste 115x100.1x8	-	1	-	8700299101A	8700299101A	8700299101A	8700299101A	8700299101A
29	Kit caracol	Caracol Bujão 1/4 NPT Anel desgaste 115x100.1x8	1 4 1	1 4 1	8700410501A	8700410501A	8700410501A	8700410501A	8700410501A
<b>Diâmetro do rotor (mm)</b>					<b>130</b>	<b>139</b>	<b>147</b>	<b>158</b>	<b>174</b>

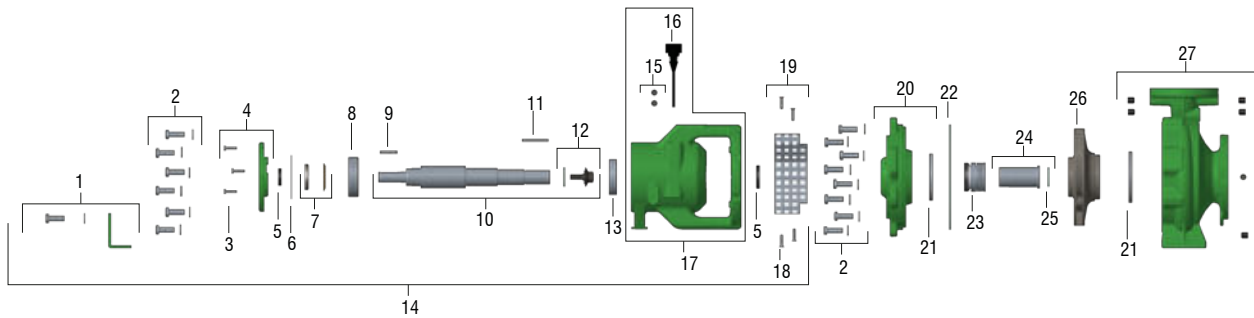
# COMPONENTES DO PRODUTO

080-050-200



Item	Descrição	Composição do Kit	Quant. de peças utilizadas no produto	Quant. de peças contidas em cada caixa do kit	080-050-200 RT177	080-050-200 RT187	080-050-200 RT206	080-050-200 RT219
1	Kit fixação suporte mancal	Parafuso M12x35	1	1	8720067504A	8720067504A	8720067504A	8720067504A
		Arruela M12	1	1				
		Suporte mancal	1	1				
2	Kit parafuso M12x35	Parafuso M12x35	14	5	8720276109A	8720276109A	8720276109A	8720276109A
		Arruela M12	14	5				
3	Kit parafuso M6x25	-	3	3	8720276123A	8720276123A	8720276123A	8720276123A
4	Kit tampa mancal	Tampa mancal	1	1	8701495501A	8701495501A	8701495501A	8701495501A
		Parafuso M6X25	3	3				
5	Kit retentor	Retentor 25X38X7	1	1	8730597101A	8730597101A	8730597101A	8730597101A
		Retentor 40X52X7	1	1				
6	O-Ring 2154	-	1	-	8720113109A	8720113109A	8720113109A	8720113109A
7	Kit fixação rolamento	Arruela de trava MB8	1	1	8720277105A	8720277105A	8720277105A	8720277105A
		Porca KM8	1	1				
8	Rolamento 6308 C3	-	1	-	8720374103A	8720374103A	8720374103A	8720374103A
9	Chaveta L39XB8H7	-	1	-	8720494102A	8720494102A	8720494102A	8720494102A
10	Kit eixo	Chaveta rotor 1/4X32mm	1	1	8720452103A	8720452103A	8720452103A	8720452103A
		Chaveta L39XB8H7	1	1				
		Paraf. fix. rotor 1/2X30mm	1	1				
		Junta 43x31x2mm	1	1				
		Eixo mancal	1	1				
11	Chaveta rotor 1/4X32mm	-	1	-	8723065108A	8723065108A	8723065108A	8723065108A
12	Kit paraf. fix. rotor	Paraf. fix. rotor 1/2X30mm	1	1	8720528101A	8720528101A	8720528101A	8720528101A
		Junta 43x31x2mm	1	1				
13	Rolamento 6208 C3	-	1	-	8720374102A	8720374102A	8720374102A	8720374102A
14	Kit mancal	Rolamento 6208 C3	1	1	8730012114A	8730012114A	8730012114A	8730012114A
		Rolamento 6308 C3	1	1				
		Retentor 40X52X7	1	1				
		Retentor 25X38X7	1	1				
		Paraf.S.M6X25	3	3				
		O-Ring 2154	1	1				
		Porca Km8	1	1				
		Arruela lisa M12	1	1				
		Paraf.Torx M6X35	4	4				
		Arruela de trava MB8	1	1				
		Suporte mancal	1	1				
		Chaveta rotor 1/4X32mm	1	1				
		Chaveta L39XB8H7	1	1				
		Indicador nível óleo	1	1				
		Paraf.M12X35	1	1				
Kit corpo mancal	1	1						
Tampa mancal	1	1						
Eixo mancal	1	1						
Grade mancal	2	2						
15	Bujão 1/4 NPT	-	8	1	8720035103A	8720035103A	8720035103A	8720035103A
16	Indicador nível de óleo	-	1	1	8720088101A	8720088101A	8720088101A	8720088101A
17	Kit corpo mancal	Corpo mancal	1	1	8701494501A	8701494501A	8701494501A	8701494501A
		Bujão 1/4 NPT	2	2				
		Indicador nível óleo	1	1				
18	Kit paraf.Torx M6X35	-	4	4	8720585101A	8720585101A	8720585101A	8720585101A
19	Kit grade mancal	Grade mancal	2	2	8720511102A	8720511102A	8720511102A	8720511102A
		Paraf.Torx M6X35	4	4				
20	Kit tampa pressão	Tampa pressão	1	1	8701497501A	8701497501A	8701497501A	8701497501A
		Anel desgaste 105X90.1X8	1	1				
21	Anel desgaste 105X90.1X8	-	1	-	8700300101A	8700300101A	8700300101A	8700300101A
22	Junta 236X227X0.8	-	1	-	8720489101A	8720489101A	8720489101A	8720489101A
23	Selo mecânico 1.3/4 T21 BUNA	-	1	-	8720182101A	8720182101A	8720182101A	8720182101A
24	Kit bucha selo	Bucha selo	1	1	8720524101A	8720524101A	8720524101A	8720524101A
		Junta 51x32x0.4	1	1				
25	Junta 51x32x0.4	-	1	-	8720489104A	8720489104A	8720489104A	8720489104A
26	Rotor FE	-	1	-	8701493154A	8701493153A	8701493152A	8701493163A
27	Anel desgaste 115x100.1x8	-	1	-	8700299101A	8700299101A	8700299101A	8700299101A
28	Kit caracol	Caracol	1	1	8701498501A	8701498501A	8701498501A	8701498501A
		Bujão 1/4 NPT	6	6				
		Anel desgaste 115x100.1x8	1	1				
<b>Diâmetro do rotor (mm)</b>					<b>177</b>	<b>187</b>	<b>206</b>	<b>219</b>

\*Para opções de Selo Mecânico, consulte a página 66.



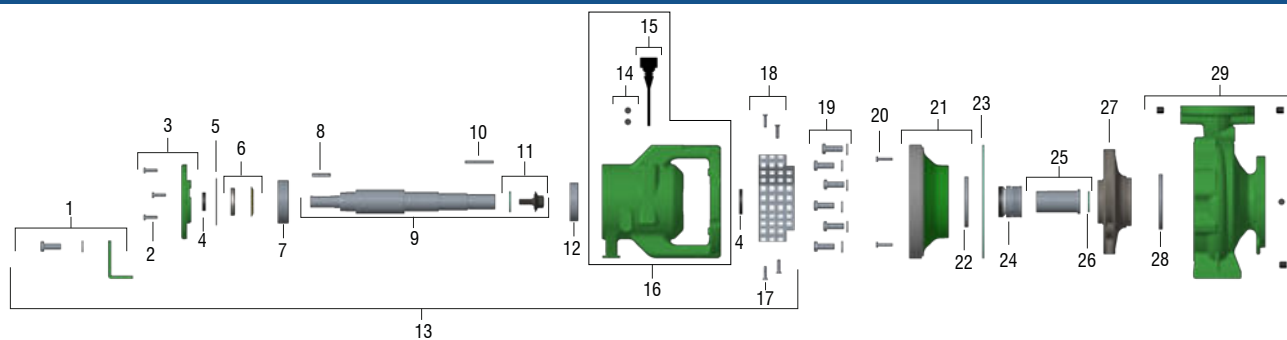
Item	Descrição	Composição do Kit	Quant. de peças utilizadas no produto	Quant. de peças contidas em cada caixa do kit	080-050-250 RT197	080-050-250 RT217	080-050-250 RT232	080-050-250 RT247	080-050-250 RT260
1	Kit fixação suporte mancal	Parafuso M12x35	1	1	8720067501A	8720067501A	8720067501A	8720067501A	8720067501A
		Arruela M12	1	1					
		Suporte mancal	1	1					
2	Kit parafuso M12x35	Parafuso M12x35	20	5	8720276109A	8720276109A	8720276109A	8720276109A	8720276109A
		Arruela M12	20	5					
3	Kit parafuso M6x30	-	3	3	8720276110A	8720276110A	8720276110A	8720276110A	8720276110A
4	Kit tampa mancal	Tampa mancal	1	1	8701502501A	8701502501A	8701502501A	8701502501A	8701502501A
		Parafuso M6x30	3	3					
5	Kit retentor 40x52x7	-	2	-	8720158108A	8720158108A	8720158108A	8720158108A	8720158108A
6	O-Ring 2248	-	1	-	8720114127A	8720114127A	8720114127A	8720114127A	8720114127A
7	Kit fixação rolamento	Arruela de trava MB10	1	1	8720015108A	8720015108A	8720015108A	8720015108A	8720015108A
		Porca KM10	1	1					
8	Rolamento 6310 C3	-	1	-	8720374104A	8720374104A	8720374104A	8720374104A	8720374104A
9	Chaveta L55XB10XH8	-	1	-	8720494101A	8720494101A	8720494101A	8720494101A	8720494101A
10	Kit eixo	Chaveta rotor 1/4X32mm	1	1	8720453103A	8720453103A	8720453103A	8720453103A	8720453103A
		Chaveta L55XB10XH8	1	1					
		Paraf. fix. rotor 1/2X30mm	1	1					
		Junta 43x31x2mm	1	1					
		Eixo mancal	1	1					
11	Chaveta rotor 1/4X32mm	-	1	-	8723065108A	8723065108A	8723065108A	8723065108A	8723065108A
12	Kit paraf. fix. rotor	Paraf. fix. rotor 1/2X30mm	1	1	8720528101A	8720528101A	8720528101A	8720528101A	8720528101A
		Junta 43x31x2mm	1	1					
13	Rolamento 6010 C3	-	1	-	8720374105A	8720374105A	8720374105A	8720374105A	8720374105A
14	Kit mancal	Rolamento 6310 C3	1	1	8730012115A	8730012115A	8730012115A	8730012115A	8730012115A
		Rolamento 6010 C3	1	1					
		Retentor 40X52X7	2	2					
		Paraf.S.M6X30	3	3					
		O-Ring 2248	1	1					
		Porca KM10	1	1					
		Arruela de trava MB10	1	1					
		Paraf.Torx M6X35	4	4					
		Arruela lisa M12	1	1					
		Suporte mancal	1	1					
		Chaveta rotor 1/4X32mm	1	1					
		Chaveta L55XB10XH8	1	1					
		Indicador nível óleo	1	1					
		Paraf.M12X35	1	1					
		Kit Corpo mancal	1	1					
		Tampa mancal	1	1					
Eixo mancal	1	1							
Grade mancal	2	2							
15	Bujão 1/4 NPT	-	8	-	8720035103A	8720035103A	8720035103A	8720035103A	8720035103A
16	Indicador nível de óleo	-	1	-	8720088101A	8720088101A	8720088101A	8720088101A	8720088101A
17	Kit corpo mancal	Corpo mancal	1	1	8701501501A	8701501501A	8701501501A	8701501501A	8701501501A
		Bujão 1/4 NPT	2	2					
		Indicador nível óleo	1	1					
18	Kit paraf.Torx M6X35	-	4	4	8720585101A	8720585101A	8720585101A	8720585101A	8720585101A
19	Kit grade mancal	Grade mancal	2	2	8720511101A	8720511101A	8720511101A	8720511101A	8720511101A
		Paraf.Torx M6X35	4	4					
20	Kit tampa pressão	Tampa pressão	1	1	8700306501A	8700306501A	8700306501A	8700306501A	8700306501A
		Anel desgaste 115x100.1x8	1	1					
21	Anel desgaste 115x100.1x8	-	2	-	8700299101A	8700299101A	8700299101A	8700299101A	8700299101A
22	Junta 280x271x0.8	-	1	-	8720489102A	8720489102A	8720489102A	8720489102A	8720489102A
23	Selo mecânico 1.3/4 T21 BUNA	-	1	-	8720182101A	8720182101A	8720182101A	8720182101A	8720182101A
24	Kit bucha selo	Bucha selo	1	1	8720524101A	8720524101A	8720524101A	8720524101A	8720524101A
		Junta 51x32x0.4	1	1					
25	Junta 51x32x0.4	-	1	-	8720489104A	8720489104A	8720489104A	8720489104A	8720489104A
26	Rotor FE	-	1	-	8700315166A	8700315154A	8700315153A	8700315152A	8700315164A
27	Kit caracol	Caracol	1	1	8700314501A	8700314501A	8700314501A	8700314501A	8700314501A
		Bujão 1/4 NPT	6	6					
		Anel desgaste 115x100.1x8	1	1					
<b>Diâmetro do rotor (mm)</b>					<b>197</b>	<b>217</b>	<b>232</b>	<b>247</b>	<b>260</b>

\*Para opções de Selo Mecânico, consulte a página 66.



# COMPONENTES DO PRODUTO

100-065-125

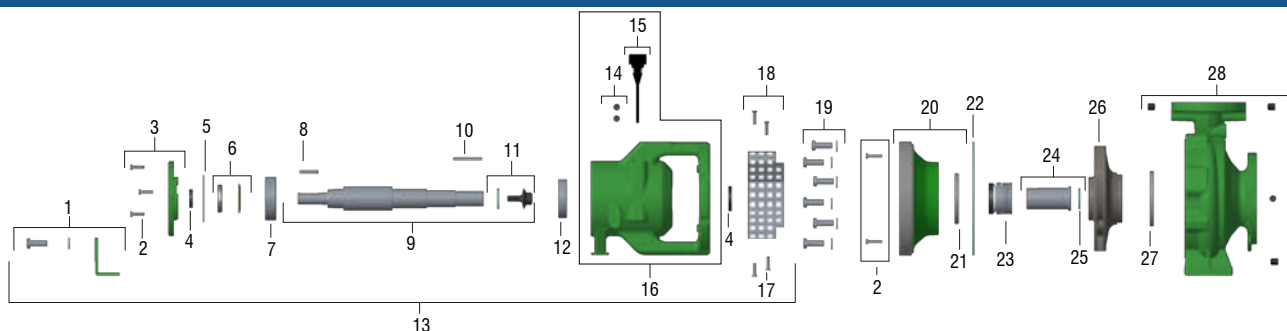


Item	Descrição	Composição do Kit	Quant. de peças utilizadas no produto	Quant. de peças contidas em cada caixa do kit	100-065-125 RT112	100-065-125 RT119	100-065-125 RT125	100-065-125 RT132	100-065-125 RT143
1	Kit fixação suporte mancal	Parafuso M12x35 Arruela M12 Suporte mancal	1 1 1	1 1 1	8720067504A	8720067504A	8720067504A	8720067504A	8720067504A
2	Kit parafuso M6X25	-	3	3	8720276123A	8720276123A	8720276123A	8720276123A	8720276123A
3	Kit tampa mancal	Tampa mancal Parafuso M6X25	1 3	1 3	8701495501A	8701495501A	8701495501A	8701495501A	8701495501A
4	Kit retentor	Retentor 25X38X7 Retentor 40X52X7	1 1	1 1	8730597101A	8730597101A	8730597101A	8730597101A	8730597101A
5	O-Ring 2154	-	1	1	8720113109A	8720113109A	8720113109A	8720113109A	8720113109A
6	Kit fixação rolamento	Arruela de trava MB8 Porca KM8	1 1	1 1	8720277105A	8720277105A	8720277105A	8720277105A	8720277105A
7	Rolamento 6308 C3	-	1	1	8720374103A	8720374103A	8720374103A	8720374103A	8720374103A
8	Chaveta L39XB8H7	-	1	1	8720494102A	8720494102A	8720494102A	8720494102A	8720494102A
9	kit eixo	Chaveta rotor 1/4X32mm Chaveta L39XB8H7 Paraf. fix. rotor 1/2X30mm Junta 43x31x2mm Eixo mancal	1 1 1 1 1	1 1 1 1 1	8720452103A	8720452103A	8720452103A	8720452103A	8720452103A
10	Chaveta rotor 1/4X32mm	-	1	1	8723065108A	8723065108A	8723065108A	8723065108A	8723065108A
11	Kit paraf. fix. rotor	Paraf. fix. rotor 1/2X30mm Junta 43x31x2mm	1 1	1 1	8720528101A	8720528101A	8720528101A	8720528101A	8720528101A
12	Rolamento 6208 C3	-	1	1	8720374102A	8720374102A	8720374102A	8720374102A	8720374102A
13	Kit mancal	Rolamento 6208 C3 Rolamento 6308 C3 Retentor 40X52X7 Retentor 25X38X7 Paraf.S.M6X25 O-Ring 2154 Porca Km8 Arruela lisa M12 Paraf.Torx M6X35 Arruela de trava MB8 Suporte mancal Chaveta rotor 1/4X32mm Chaveta L39XB8H7 Indicador nível óleo Paraf.M12X35 Kit Corpo mancal Tampa mancal Eixo mancal Grade mancal	1 1 1 1 3 1 1 1 4 1 1 1 1 1 1 1 1 1 1 2	1 1 1 1 3 1 1 1 4 1 1 1 1 1 1 1 1 1 2	8730012114A	8730012114A	8730012114A	8730012114A	8730012114A
14	Bujão 1/4 NPT	-	6	1	8720035103A	8720035103A	8720035103A	8720035103A	8720035103A
15	Indicador nível de óleo	-	1	1	8720088101A	8720088101A	8720088101A	8720088101A	8720088101A
16	Kit corpo mancal	Corpo mancal Bujão 1/4 NPT Indicador nível óleo	1 2 1	1 2 1	8701494501A	8701494501A	8701494501A	8701494501A	8701494501A
17	Kit paraf.Torx M6X35	-	4	4	8720585101A	8720585101A	8720585101A	8720585101A	8720585101A
18	Kit grade mancal	Grade mancal Paraf.Torx M6X35	2 4	2 4	8720511102A	8720511102A	8720511102A	8720511102A	8720511102A
19	Kit parafuso M12x45	Parafuso M12x45 Arruela M12	6 6	5 5	8720276111A	8720276111A	8720276111A	8720276111A	8720276111A
20	Kit parafuso M6X30	-	2	3	8720276110A	8720276110A	8720276110A	8720276110A	8720276110A
21	Kit tampa pressão	Tampa pressão Anel desgaste 105X90.1X8	1 1	1 1	8700411501A	8700411501A	8700411501A	8700411501A	8700411501A
22	Anel desgaste 105X90.1X8	-	1	1	8700300101A	8700300101A	8700300101A	8700300101A	8700300101A
23	Junta 186X177.5X0.8	-	1	1	8720489106A	8720489106A	8720489106A	8720489106A	8720489106A
24	Selo mecânico 1 3/4 T21 BUNA	-	1	1	8720182101A	8720182101A	8720182101A	8720182101A	8720182101A
25	Kit bucha selo	Bucha selo Junta 51x32x0.4	1 1	1 1	8720524101A	8720524101A	8720524101A	8720524101A	8720524101A
26	Junta 51x32x0.4	-	1	1	8720489104A	8720489104A	8720489104A	8720489104A	8720489104A
27	Rotor FE	-	1	1	8700404155A	8700404154A	8700404153A	8700404152A	8700404160A
28	Anel desgaste 135X120X10 Anel desgaste 135x109x8	- -	1 1	1 1	- 8700423101A	- 8700423101A	8700302101A	8700302101A	8700302101A
29	Kit caracol	Caracol Bujão 1/4 NPT Anel desgaste 135X119X10 Caracol Bujão 1/4 NPT Anel desgaste 135x109x8	1 4 1 1 4 1	1 4 1 1 4 1	- 8730598101A	- 8730598101A	8700408501A	8700408501A	8700408501A
<b>Diâmetro do rotor (mm)</b>					<b>112</b>	<b>119</b>	<b>125</b>	<b>132</b>	<b>143</b>

\*Para opções de Selo Mecânico, consulte a página 66.

# COMPONENTES DO PRODUTO

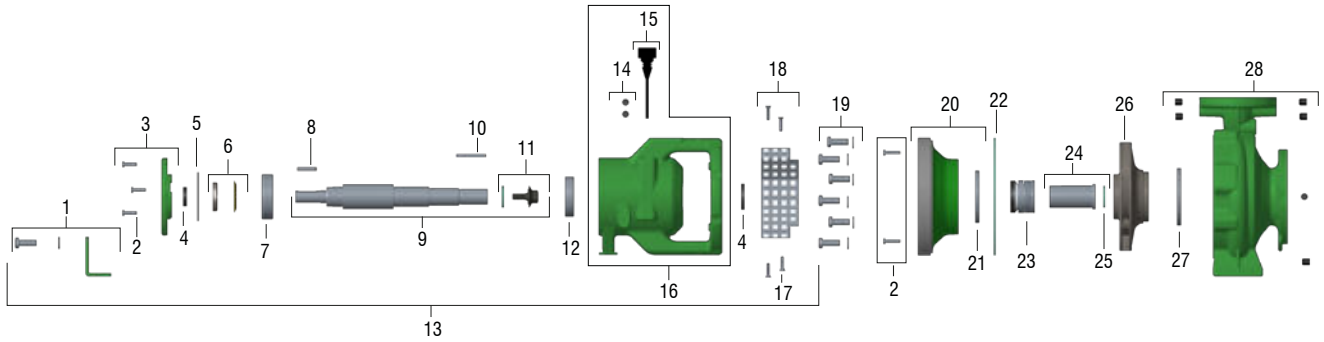
100-065-160



Item	Descrição	Composição do Kit	Quant. de peças utilizadas no produto	Quant. de peças contidas em cada caixa do kit	100-065-160 RT131	100-065-160 RT136	100-065-160 RT150	100-065-160 RT158	100-065-160 RT171	100-065-160 RT174
1	Kit fixação suporte mancal	Parafuso M12x35 Arruela M12 Suporte mancal	1 1 1	1 1 1	8720067507A	8720067507A	8720067507A	8720067507A	8720067507A	8720067507A
2	Kit parafuso M6x30	-	5	3	8720276110A	8720276110A	8720276110A	8720276110A	8720276110A	8720276110A
3	Kit tampa mancal	Tampa mancal Parafuso M6x30	1 3	1 3	8701502501A	8701502501A	8701502501A	8701502501A	8701502501A	8701502501A
4	Kit retentor 40x52x7	-	2	2	8720158108A	8720158108A	8720158108A	8720158108A	8720158108A	8720158108A
5	O-Ring 2248	-	1	-	8720114127A	8720114127A	8720114127A	8720114127A	8720114127A	8720114127A
6	Kit fixação rolamento	Arruela de trava MB10 Porca KM10	1 1	1 1	8720015108A	8720015108A	8720015108A	8720015108A	8720015108A	8720015108A
7	Rolamento 6310 C3	-	1	-	8720374104A	8720374104A	8720374104A	8720374104A	8720374104A	8720374104A
8	Chaveta L55XB10XH8	-	1	-	8720494101A	8720494101A	8720494101A	8720494101A	8720494101A	8720494101A
9	Kit eixo	Chaveta rotor 1/4X32mm Chaveta L55XB10XH8 Paraf. fix. rotor 1/2X30mm Junta 43x31x2mm Eixo mancal	1 1 1 1 1	1 1 1 1 1	8720453103A	8720453103A	8720453103A	8720453103A	8720453103A	8720453103A
10	Chaveta rotor 1/4X32mm	-	1	-	8723065108A	8723065108A	8723065108A	8723065108A	8723065108A	8723065108A
11	Kit paraf. fix. rotor	Paraf. fix. rotor 1/2X30mm Junta 43x31x2mm	1 1	1 1	8720528101A	8720528101A	8720528101A	8720528101A	8720528101A	8720528101A
12	Rolamento 6010 C3	-	1	-	8720374105A	8720374105A	8720374105A	8720374105A	8720374105A	8720374105A
13	Kit mancal	Rolamento 6310 C3 Rolamento 6010 C3 Retentor 40X52X7 Paraf.S.M6X30 O-Ring 2248 Porca KM10 Arruela de trava MB10 Paraf. Torx M6X35 Arruela lisa M12 Suporte mancal Chaveta rotor 1/4X32mm Chaveta L55XB10XH8 Indicador nível óleo Paraf.M12X35 Kit corpo mancal Tampa mancal Eixo mancal Grade mancal	1 1 2 3 1 1 1 4 1 1 1 1 1 1 1 1 1 1 2	1 1 2 3 1 1 1 4 1 1 1 1 1 1 1 1 1 2	8730012120A	8730012120A	8730012120A	8730012120A	8730012120A	8730012120A
14	Bujão 1/4 NPT	-	6	1	8720035103A	8720035103A	8720035103A	8720035103A	8720035103A	8720035103A
15	Indicador nível de óleo	-	1	-	8720088101A	8720088101A	8720088101A	8720088101A	8720088101A	8720088101A
16	Kit corpo mancal	Corpo mancal Bujão 1/4 NPT Indicador nível óleo	1 2 1	1 2 1	8701501501A	8701501501A	8701501501A	8701501501A	8701501501A	8701501501A
17	Kit paraf. Torx M6X35	-	4	4	8720585101A	8720585101A	8720585101A	8720585101A	8720585101A	8720585101A
18	Kit grade mancal	Grade mancal Paraf. Torx M6X35	2 4	2 4	8720511101A	8720511101A	8720511101A	8720511101A	8720511101A	8720511101A
19	Kit parafuso M12x45	Parafuso M12x45 Arruela M12	8 8	5 5	8720276111A	8720276111A	8720276111A	8720276111A	8720276111A	8720276111A
20	Kit tampa pressão	Tampa pressão Anel desgaste 135X119X10	1 1 1	1 1 1	8700312501A	8700312501A	8700312501A	8700312501A	8700312501A	8700312501A
21	Anel desgaste 135X120X10	-	1	-	8700302101A	8700302101A	8700302101A	8700302101A	8700302101A	8700302101A
22	Junta 236X227X0.8mm	-	1	-	8720489101A	8720489101A	8720489101A	8720489101A	8720489101A	8720489101A
23	Selo mecânico 1 3/4 T21 BUNA	-	1	-	8720182101A	8720182101A	8720182101A	8720182101A	8720182101A	8720182101A
24	Kit bucha selo	Bucha selo Junta 51x32x0.4	1 1	1 1	8720524101A	8720524101A	8720524101A	8720524101A	8720524101A	8720524101A
25	Junta 51x32x0.4	-	1	-	8720489104A	8720489104A	8720489104A	8720489104A	8720489104A	8720489104A
26	Rotor FE	-	1	-	8700403156A	8700403155A	8700403154A	8700403153A	8700403152A	8700403162A
27	Anel desgaste 120X110X10	-	1	-	8700313101A	8700313101A	8700313101A	8700313101A	8700313101A	8700313101A
28	Kit caracol	Caracol Bujão 1/4 NPT Anel desgaste 120X110X10	1 4 1 1	1 4 1 1	8700407501A	8700407501A	8700407501A	8700407501A	8700407501A	8700407501A
<b>Diâmetro do rotor (mm)</b>					<b>131</b>	<b>136</b>	<b>150</b>	<b>158</b>	<b>171</b>	<b>174</b>

# COMPONENTES DO PRODUTO

100-065-200

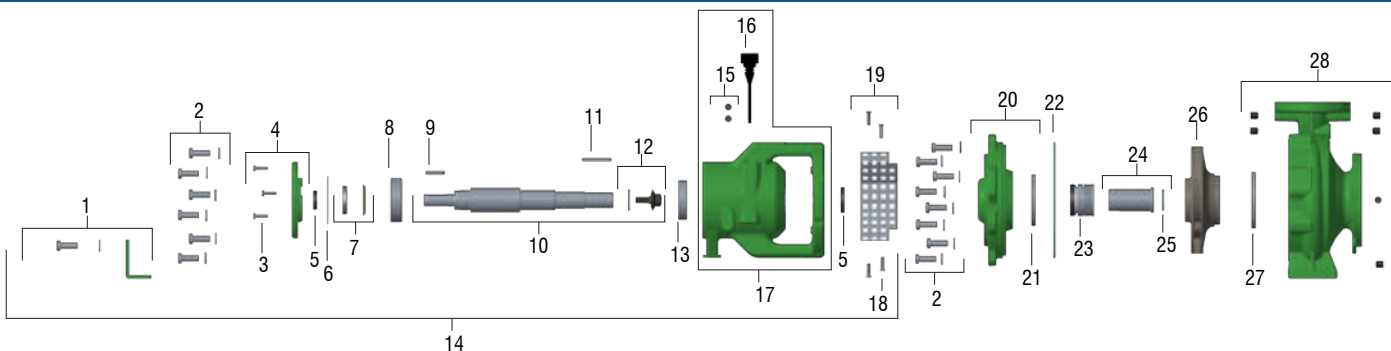


Item	Descrição	Composição do Kit	Quant. de peças utilizadas no produto	Quant. de peças contidas em cada caixa do kit	100-065-200 RT162	100-065-200 RT172	100-065-200 RT191	100-065-200 RT206	100-065-200 RT219
1	Kit fixação suporte mancal	Parafuso M12x35 Arruela M12 Suporte mancal	1 1 1	1 1 1	8720067501A	8720067501A	8720067501A	8720067501A	8720067501A
2	Kit parafuso M6X30	-	5	3	8720276110A	8720276110A	8720276110A	8720276110A	8720276110A
3	Kit tampa mancal	Tampa mancal Parafuso M6x30	1 3	1 3	8701502501A	8701502501A	8701502501A	8701502501A	8701502501A
4	Kit retentor 40x52x7	-	2	2	8720158108A	8720158108A	8720158108A	8720158108A	8720158108A
5	O-Ring 2248	-	1	-	8720114127A	8720114127A	8720114127A	8720114127A	8720114127A
6	Kit fixação rolamento	Arruela de trava MB10 Porca KM10	1 1	1 1	8720015108A	8720015108A	8720015108A	8720015108A	8720015108A
7	Rolamento 6310 C3	-	1	-	8720374104A	8720374104A	8720374104A	8720374104A	8720374104A
8	Chaveta L55XB10XH8	-	1	-	8720494101A	8720494101A	8720494101A	8720494101A	8720494101A
9	Kit eixo	Chaveta rotor 1/4X32mm Chaveta L55XB10XH8 Paraf. fix. rotor 1/2X30mm Junta 43x31x2mm Eixo mancal	1 1 1 1 1	1 1 1 1 1	8720453103A	8720453103A	8720453103A	8720453103A	8720453103A
10	Chaveta rotor 1/4X32mm	-	1	-	8723065108A	8723065108A	8723065108A	8723065108A	8723065108A
11	Kit paraf. fix. rotor	Paraf. fix. rotor 1/2X30mm Junta 43x31x2mm	1 1	1 1	8720528101A	8720528101A	8720528101A	8720528101A	8720528101A
12	Rolamento 6010 C3	-	1	-	8720374105A	8720374105A	8720374105A	8720374105A	8720374105A
13	Kit mancal	Rolamento 6310 C3 Rolamento 6010 C3 Retentor 40X52X7 Paraf.S.M6X30 O-Ring 2248 Porca KM10 Arruela de trava MB10 Paraf.Torx M6X35 Arruela lisa M12 Suporte mancal Chaveta rotor 1/4X32mm Chaveta L55XB10XH8 Indicador nível óleo Paraf.M12X35 Kit Corpo mancal Tampa mancal Eixo mancal Grade mancal	1 1 2 3 1 1 1 4 1 1 1 1 1 1 1 1 1 1 2	1 1 2 3 1 1 1 4 1 1 1 1 1 1 1 1 1 2	8730012115A	8730012115A	8730012115A	8730012115A	8730012115A
14	Bujão 1/4 NPT	-	8	1	8720035103A	8720035103A	8720035103A	8720035103A	8720035103A
15	Indicador nível de óleo	-	1	-	8720088101A	8720088101A	8720088101A	8720088101A	8720088101A
16	Kit corpo mancal	Corpo mancal Bujão 1/4 NPT Indicador nível óleo	1 2 1	1 2 1	8701501501A	8701501501A	8701501501A	8701501501A	8701501501A
17	Kit paraf.Torx M6X35	-	4	4	8720585101A	8720585101A	8720585101A	8720585101A	8720585101A
18	Kit grade mancal	Grade mancal Paraf.Torx M6X35	2 4	2 4	8720511101A	8720511101A	8720511101A	8720511101A	8720511101A
19	Kit parafuso M12X45	Parafuso M12x45 Arruela M12	8 8	5 5	8720276111A	8720276111A	8720276111A	8720276111A	8720276111A
20	Kit tampa pressão	Tampa pressão Anel desgaste 135X119X10	1 1	1 1	8700312501A	8700312501A	8700312501A	8700312501A	8700312501A
21	Anel desgaste 135X120X10	-	1	-	8700302101A	8700302101A	8700302101A	8700302101A	8700302101A
22	Junta 280x271x0.8	-	1	-	8720489102A	8720489102A	8720489102A	8720489102A	8720489102A
23	Selo mecânico 1 3/4 T21 BUNA	-	1	-	8720182101A	8720182101A	8720182101A	8720182101A	8720182101A
24	Kit bucha selo	Bucha selo Junta 51x32x0.4	1 1	1 1	8720524101A	8720524101A	8720524101A	8720524101A	8720524101A
25	Junta 51x32x0.4	-	1	-	8720489104A	8720489104A	8720489104A	8720489104A	8720489104A
26	Rotor FE	-	1	-	8700311155A	8700311155A	8700311152A	8700311151A	8700311162A
27	Anel desgaste 120X110X10	-	1	-	8700313101A	8700313101A	8700313101A	8700313101A	8700313101A
28	Kit caracol	Caracol Bujão 1/4 NPT Anel desgaste 120X110X10	1 6 1	1 6 1	8700310501A	8700310501A	8700310501A	8700310501A	8700310501A
<b>Diâmetro do rotor (mm)</b>					<b>162</b>	<b>172</b>	<b>191</b>	<b>206</b>	<b>219</b>

\*Para opções de Selo Mecânico, consulte a página 66.

# COMPONENTES DO PRODUTO

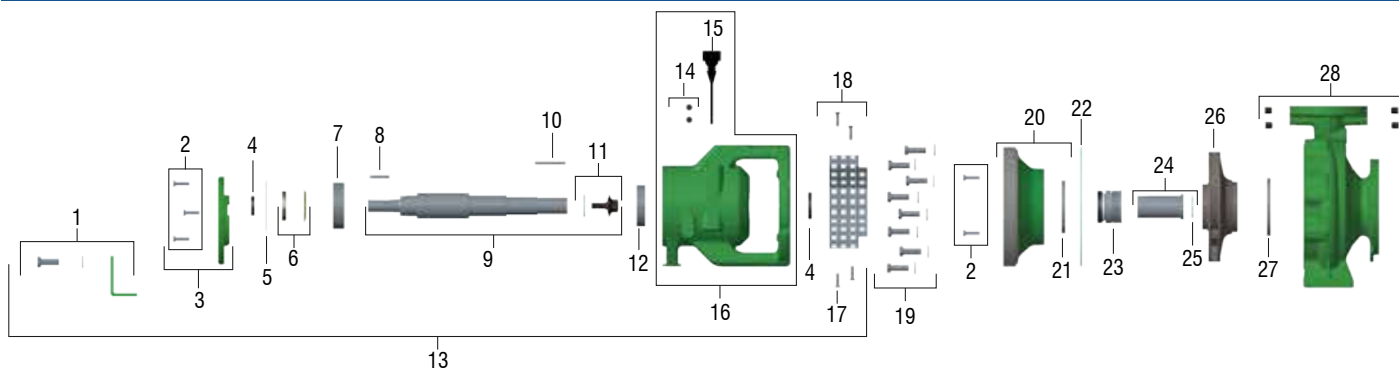
100-065-250



Item	Descrição	Composição do Kit	Quant. de peças utilizadas no produto	Quant. de peças contidas em cada caixa do kit	100-065-250 RT211	100-065-250 RT225	100-065-250 RT240	100-065-250 RT260
1	Kit fixação suporte mancal	Parafuso M12x35	1	1	8720067501A	8720067501A	8720067501A	8720067501A
		Arruela M12	1	1				
2	Kit parafuso M12X35	Parafuso M12x35	20	5	8720276109A	8720276109A	8720276109A	8720276109A
		Arruela M12	20	5				
3	Kit parafuso M6X30	-	3	3	8720276110A	8720276110A	8720276110A	8720276110A
4	Kit tampa mancal	Tampa mancal	1	1	8701502501A	8701502501A	8701502501A	8701502501A
		Parafuso M6x30	3	3				
5	Kit retentor 40x52x7	-	2	2	8720158108A	8720158108A	8720158108A	8720158108A
6	O-Ring 2248	-	1	1	8720114127A	8720114127A	8720114127A	8720114127A
7	Kit fixação rolamento	Arruela de trava MB10	1	1	8720015108A	8720015108A	8720015108A	8720015108A
		Porca KM10	1	1				
8	Rolamento 6310 C3	-	1	1	8720374104A	8720374104A	8720374104A	8720374104A
9	Chaveta L55XB10XH8	-	1	1	8720494101A	8720494101A	8720494101A	8720494101A
10	Kit eixo	Chaveta rotor 1/4X32mm	1	1	8720453103A	8720453103A	8720453103A	8720453103A
		Chaveta L55XB10XH8	1	1				
		Paraf. fix. rotor 1/2X30mm	1	1				
		Junta 43x31x2mm	1	1				
		Eixo mancal	1	1				
11	Chaveta rotor 1/4X32mm	-	1	1	8723065108A	8723065108A	8723065108A	8723065108A
12	Kit paraf. fix. rotor	Paraf. fix. rotor 1/2X30mm	1	1	8720528101A	8720528101A	8720528101A	8720528101A
		Junta 43x31x2mm	1	1				
13	Rolamento 6010 C3	-	1	1	8720374105A	8720374105A	8720374105A	8720374105A
14	Kit mancal	Rolamento 6310 C3	1	1	8730012115A	8730012115A	8730012115A	8730012115A
		Rolamento 6010 C3	1	1				
		Retentor 40X52X7	2	2				
		Paraf.S.M6X30	3	3				
		O-Ring 2248	1	1				
		Porca KM10	1	1				
		Arruela de trava MB10	1	1				
		Paraf.Torx M6X35	4	4				
		Arruela lisa M12	1	1				
		Suporte mancal	1	1				
		Chaveta rotor 1/4X32mm	1	1				
		Chaveta L55XB10XH8	1	1				
		Indicador nível óleo	1	1				
		Paraf.M12X35	1	1				
		Kit corpo mancal	1	1				
Tampa mancal	1	1						
Eixo mancal	1	1						
Grade mancal	2	2						
15	Bujão 1/4 NPT	-	8	1	8720035103A	8720035103A	8720035103A	8720035103A
16	Indicador nível de óleo	-	1	1	8720088101A	8720088101A	8720088101A	8720088101A
17	Kit corpo mancal	Corpo mancal	1	1	8701501501A	8701501501A	8701501501A	8701501501A
		Bujão 1/4 NPT	2	2				
		Indicador nível óleo	1	1				
18	Kit paraf. Torx M6X35	-	4	4	8720585101A	8720585101A	8720585101A	8720585101A
19	Kit grade mancal	Grade mancal	2	2	8720511101A	8720511101A	8720511101A	8720511101A
		Paraf.Torx M6X35	4	4				
20	Kit tampa pressão	Tampa pressão	1	1	8701504501A	8701504501A	8701504501A	8701504501A
		Anel desgaste 149.1X165X14	1	1				
21	Anel desgaste 149.1X165X14	-	1	1	8700301101A	8700301101A	8700301101A	8700301101A
22	Junta 280x271x0,8	-	1	1	8720489102A	8720489102A	8720489102A	8720489102A
23	Selo mecânico 1.3/4 T21 BUNA	-	1	1	8720182101A	8720182101A	8720182101A	8720182101A
24	Kit bucha selo	Bucha selo	1	1	8720524101A	8720524101A	8720524101A	8720524101A
		Junta 51x32x0.4	1	1				
25	Junta 51x32x0.4	-	1	1	8720489104A	8720489104A	8720489104A	8720489104A
26	Rotor FE	-	1	1	8701499154A	8701499153A	8701499152A	8701499161A
27	Anel desgaste 135X120X10	-	1	1	8700302101A	8700302101A	8700302101A	8700302101A
28	Kit caracol	Caracol	1	1	8701505501A	8701505501A	8701505501A	8701505501A
		Bujão 1/4 NPT	6	6				
		Anel desgaste 135X119X10	1	1				
<b>Diâmetro do rotor (mm)</b>					<b>211</b>	<b>225</b>	<b>240</b>	<b>260</b>

# COMPONENTES DO PRODUTO

125-080-160



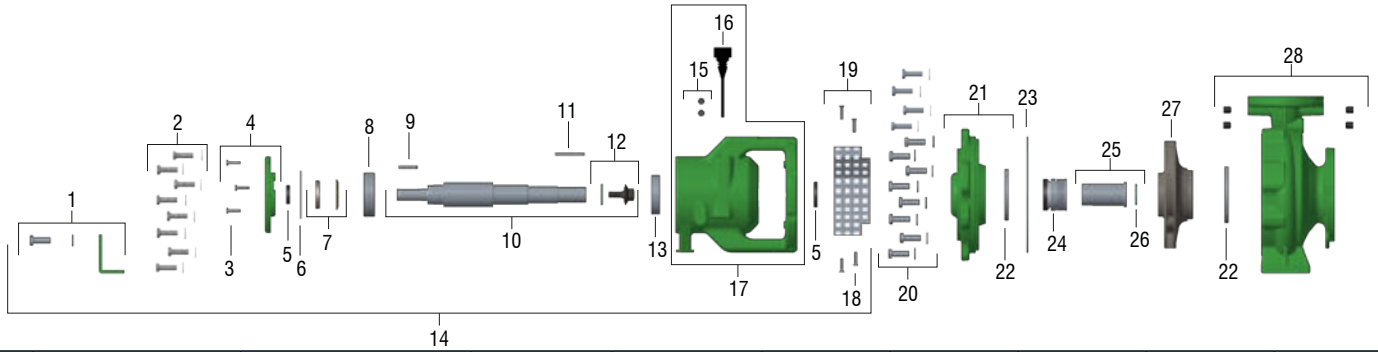
Item	Descrição	Composição do Kit	Quant. de peças utilizadas no produto	Quant. de peças contidas em cada caixa do kit	125-080-160 RT138	125-080-160 RT156	125-080-160 RT168	125-080-160 RT174
1	Kit fixação suporte mancal	Parafuso M12x35 Arruela M12 Suporte mancal	1 1 1	1 1 1	8720067501A	8720067501A	8720067501A	8720067501A
2	Kit parafuso M6x30	-	5	3	8720276110A	8720276110A	8720276110A	8720276110A
3	Kit tampa mancal	Tampa mancal Parafuso M6x30	1 3	1 3	8701502501A	8701502501A	8701502501A	8701502501A
4	Kit retentor 40x52x7	-	2	2	8720158108A	8720158108A	8720158108A	8720158108A
5	O-Ring 2248	-	1	-	8720114127A	8720114127A	8720114127A	8720114127A
6	Kit fixação rolamento	Arruela de trava MB10 Porca KM10	1 1	1 1	8720015108A	8720015108A	8720015108A	8720015108A
7	Rolamento 6310 C3	-	1	-	8720374104A	8720374104A	8720374104A	8720374104A
8	Chaveta L55XB10XH8	-	1	-	8720494101A	8720494101A	8720494101A	8720494101A
9	Kit eixo	Chaveta rotor 1/4X30mm Chaveta L55XB10XH8 Paraf. fix. rotor 1/2X30mm Junta 43x31x2mm Eixo mancal	1 1 1 1 1	1 1 1 1 1	8720453104A	8720453104A	8720453104A	8720453104A
10	Chaveta rotor 1/4X30mm	-	1	-	8723065110A	8723065110A	8723065110A	8723065110A
11	Kit paraf. fix. rotor	Paraf. fix. rotor 1/2X30mm Junta 43x31x2mm	1 1	1 1	8720528101A	8720528101A	8720528101A	8720528101A
12	Rolamento NUP2208ET	-	1	-	8720604101A	8720604101A	8720604101A	8720604101A
13	Kit mancal	Rolamento NUP2208ET Rolamento 6310 C3 Retentor 40X52X7 Paraf.S.M6X30 O-Ring 2248 Porca KM10 Arruela de trava MB10 Paraf.Torx M6X35 Arruela lisa M12 Suporte mancal Chaveta rotor 1/4X30mm Chaveta L55XB10XH8 Indicador nível óleo Paraf.M12X35 Kit corpo mancal Tampa mancal Eixo mancal Grade mancal	1 1 2 3 1 1 1 4 1 1 1 1 1 1 1 1 1 1 2	1 1 2 3 1 1 1 4 1 1 1 1 1 1 1 1 1 2	8730012125A	8730012125A	8730012125A	8730012125A
14	Bujão 1/4 NPT	-	6	1	8720035103A	8720035103A	8720035103A	8720035103A
15	Indicador nível de óleo	-	1	-	8720088101A	8720088101A	8720088101A	8720088101A
16	Kit corpo mancal	Corpo mancal Bujão 1/4 NPT Indicador nível óleo	1 2 1	1 2 1	8701501501A	8701501501A	8701501501A	8701501501A
17	Kit paraf.Torx M6X35	-	4	4	8720585101A	8720585101A	8720585101A	8720585101A
18	Kit grade mancal	Grade mancal Paraf.Torx M6X35	2 4	2 4	8720511101A	8720511101A	8720511101A	8720511101A
19	Kit parafuso M12x45	Parafuso M12x45 Arruela M12	8 8	5 5	8720276111A	8720276111A	8720276111A	8720276111A
20	Kit tampa pressão	Tampa pressão Anel desgaste 135X120X10	1 1	1 1	8700312502A	8700312502A	8700312502A	8700312502A
21	Anel desgaste 135X120X10	-	1	-	8700302101A	8700302101A	8700302101A	8700302101A
22	Junta 236X227X0.8mm	-	1	-	8720489101A	8720489101A	8720489101A	8720489101A
23	Selo mecânico 1 3/4 T21 BUNA	-	1	-	8720182101A	8720182101A	8720182101A	8720182101A
24	Kit bucha selo	Bucha selo Junta 51x32x0.4	1 1	1 1	8720524101A	8720524101A	8720524101A	8720524101A
25	Junta 51x32x0.4	-	1	-	8720489104A	8720489104A	8720489104A	8720489104A
26	Rotor FE	-	1	-	8700435106A	8700435105A	8700435104A	8700435103A
27	Anel desgaste 145X135X12	-	1	-	8700444101A	8700444101A	8700444101A	8700444101A
28	Kit caracol	Caracol Bujão 1/4 NPT Anel desgaste 145X135X12	1 4 1	1 4 1	8700424501A	8700424501A	8700424501A	8700424501A
<b>Diâmetro do rotor (mm)</b>					<b>138</b>	<b>156</b>	<b>168</b>	<b>174</b>

\*Para opções de Selo Mecânico, consulte a página 66.



# COMPONENTES DO PRODUTO

125-080-250

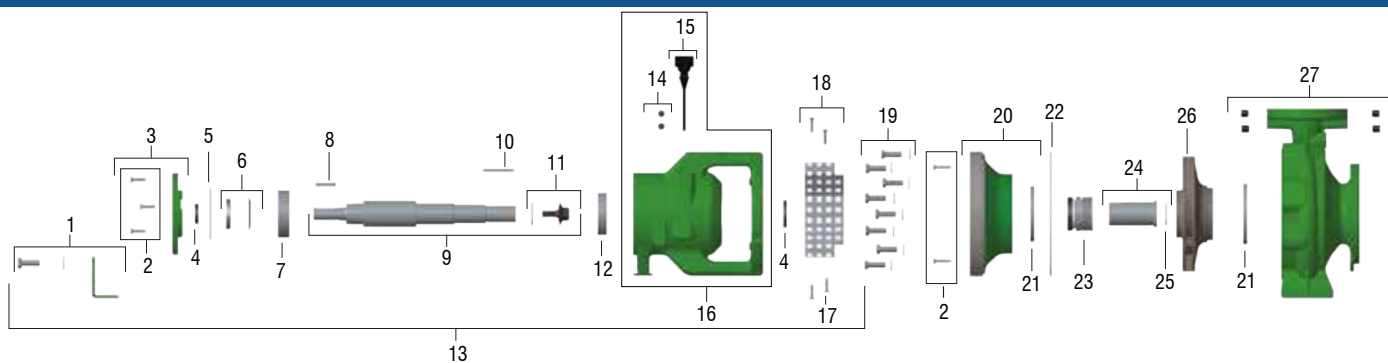


Item	Descrição	Composição do Kit	Quant. de peças utilizadas no produto	Quant. de peças contidas em cada caixa do kit	125-080-250 RT216	125-080-250 RT231	125-080-250 RT243	125-080-250 RT256	125-080-250 RT269
1	Kit fixação suporte mancal	Parafuso M12x35	1	1	8720067510A	8720067510A	8720067510A	8720067510A	8720067510A
		Arruela M12	1	1					
2	Kit parafuso M12x35	Parafuso M12x35	8	5	8720276109A	8720276109A	8720276109A	8720276109A	8720276109A
		Arruela M12	8	5					
3	Kit parafuso M6x30	-	3	3	8720276110A	8720276110A	8720276110A	8720276110A	8720276110A
4	Kit tampa mancal	Tampa mancal	1	1	8701502501A	8701502501A	8701502501A	8701502501A	8701502501A
		Parafuso M6x30	3	3					
5	Kit retentor 40x52x7	-	2	2	8720158108A	8720158108A	8720158108A	8720158108A	8720158108A
6	O-Ring 2248	-	1	-	8720114127A	8720114127A	8720114127A	8720114127A	8720114127A
7	Kit fixação rolamento	Arruela de trava MB10	1	1	8720015108A	8720015108A	8720015108A	8720015108A	8720015108A
		Porca KM10	1	1					
8	Rolamento 6310 C3	-	1	-	8720374104A	8720374104A	8720374104A	8720374104A	8720374104A
9	Chaveta L55XB10XH8	-	1	-	8720494101A	8720494101A	8720494101A	8720494101A	8720494101A
10	Kit eixo	Chaveta rotor 1/4X30mm	1	1	8720453104A	8720453104A	8720453104A	8720453104A	8720453104A
		Chaveta L55XB10XH8	1	1					
		Paraf. fix. rotor 1/2X30mm	1	1					
		Junta 43x31x2mm	1	1					
		Eixo mancal	1	1					
11	Chaveta rotor 1/4X30mm	-	1	-	8723065110A	8723065110A	8723065110A	8723065110A	
12	Kit paraf. fix. rotor	Paraf. fix. rotor 1/2X30mm	1	1	8720528101A	8720528101A	8720528101A	8720528101A	8720528101A
		Junta 43x31x2mm	1	1					
13	Rolamento NUP2208ET	-	1	-	8720604101A	8720604101A	8720604101A	8720604101A	8720604101A
14	Kit mancal	Rolamento NUP2208ET	1	1	8730012125A	8730012125A	8730012125A	8730012125A	8730012125A
		Rolamento 6310 C3	1	1					
		Retentor 40X52X7	2	2					
		Paraf. S.M6X30	3	3					
		O-Ring 2248	1	1					
		Porca KM10	1	1					
		Arruela de trava MB10	1	1					
		Paraf. Torx M6X35	4	4					
		Arruela lisa M12	1	1					
		Suporte mancal	1	1					
		Chaveta rotor 1/4X30mm	1	1					
		Chaveta L55XB10XH8	1	1					
		Indicador nível óleo	1	1					
		Paraf. M12X35	1	1					
		Kit corpo mancal	1	1					
Tampa mancal	1	1							
Eixo mancal	1	1							
Grade mancal	2	2							
15	Bujão 1/4 NPT	-	6	1	8720035103A	8720035103A	8720035103A	8720035103A	8720035103A
16	Indicador nível de óleo	-	1	-	8720088101A	8720088101A	8720088101A	8720088101A	8720088101A
17	Kit corpo mancal	Corpo mancal	1	1	8701501501A	8701501501A	8701501501A	8701501501A	8701501501A
		Bujão 1/4 NPT	2	2					
		Indicador nível óleo	1	1					
18	Kit paraf. Torx M6X35	-	4	4	8720585101A	8720585101A	8720585101A	8720585101A	8720585101A
19	Kit grade mancal	Grade mancal	2	2	8720511101A	8720511101A	8720511101A	8720511101A	8720511101A
		Paraf. Torx M6X35	4	4					
20	Kit parafuso M12x45	Parafuso M12x45	12	5	8720276111A	8720276111A	8720276111A	8720276111A	8720276111A
		Arruela M12	12	5					
21	Kit tampa pressão	Tampa pressão	1	1	8701504501A	8701504501A	8701504501A	8701504501A	8701504501A
		Anel desgaste 149,1X165X14	1	1					
22	Anel desgaste 149X165X14mm	-	2	1	8700301101A	8700301101A	8700301101A	8700301101A	8700301101A
23	Junta 236X227X0.8mm	-	1	-	8720489101A	8720489101A	8720489101A	8720489101A	8720489101A
24	Selo mecânico 1 3/4 T21 BUNA	-	1	-	8720182101A	8720182101A	8720182101A	8720182101A	8720182101A
25	Kit bucha selo	Bucha selo	1	1	8720524101A	8720524101A	8720524101A	8720524101A	8720524101A
		Junta 51x32x0.4	1	1					
26	Junta 51x32x0.4	-	1	-	8720489104A	8720489104A	8720489104A	8720489104A	8720489104A
27	Rotor FE	-	1	-	8700437106A	8700437105A	8700437104A	8700437103A	8700437102A
28	Kit caracol	Caracol	1	1	8700426501A	8700426501A	8700426501A	8700426501A	8700426501A
		Bujão 1/4 NPT	4	4					
		Anel desgaste 149,1X165X14	1	1					
<b>Diâmetro do rotor (mm)</b>					<b>216</b>	<b>231</b>	<b>243</b>	<b>256</b>	<b>269</b>

\*Para opções de Selo Mecânico, consulte a página 66.

# COMPONENTES DO PRODUTO

125-100-160

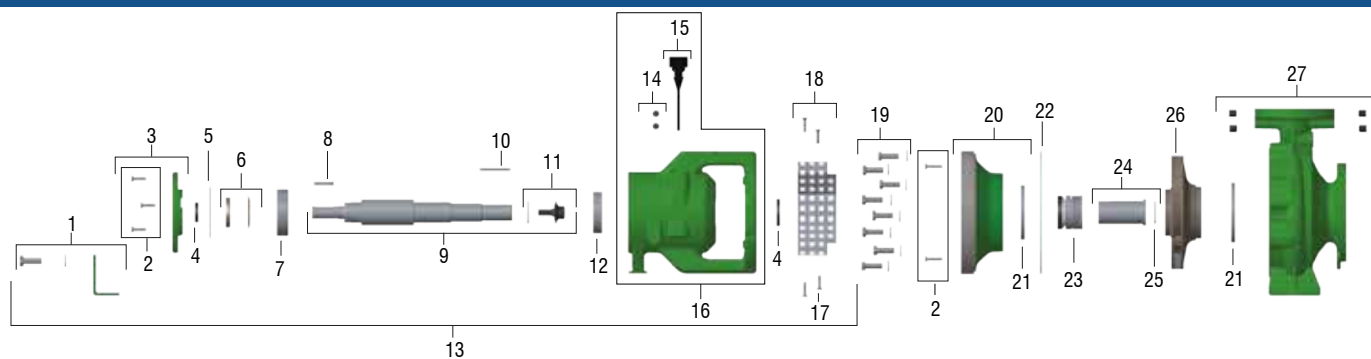


Item	Descrição	Composição do Kit	Quant. de peças utilizadas no produto	Quant. de peças contidas em cada caixa do kit	125-100-160 RT166	125-100-160 RT174	125-100-160 RT180	125-100-160 RT188
1	Kit fixação suporte mancal	Parafuso M12x35 Arruela M12 Suporte mancal	1 1 1	1 1 1	8720067501A	8720067501A	8720067501A	8720067501A
2	Kit parafuso M6x30	-	5	3	8720276110A	8720276110A	8720276110A	8720276110A
3	Kit tampa mancal	Tampa mancal Parafuso M6x30	1 3	1 3	8701502501A	8701502501A	8701502501A	8701502501A
4	Kit retentor 40x52x7	-	2	2	8720158108A	8720158108A	8720158108A	8720158108A
5	O-Ring 2248	-	1	-	8720114127A	8720114127A	8720114127A	8720114127A
6	Kit fixação rolamento	Arruela de trava MB10 Porca KM10	1 1	1 1	8720015108A	8720015108A	8720015108A	8720015108A
7	Rolamento 6310 C3	-	1	-	8720374104A	8720374104A	8720374104A	8720374104A
8	Chaveta L55XB10XH8	-	1	-	8720494101A	8720494101A	8720494101A	8720494101A
9	Kit eixo	Chaveta rotor 1/4X32mm Chaveta L55XB10XH8 Paraf. fix. rotor 1/2X30mm Junta 43x31x2mm Eixo mancal	1 1 1 1 1	1 1 1 1 1	8720453103A	8720453103A	8720453103A	8720453103A
10	Chaveta rotor 1/4X32mm	-	1	-	8723065108A	8723065108A	8723065108A	8723065108A
11	Kit paraf. fix. rotor	Paraf. fix. rotor 1/2X30mm Junta 43x31x2mm	1 1	1 1	8720528101A	8720528101A	8720528101A	8720528101A
12	Rolamento 6010 C3	-	1	-	8720374105A	8720374105A	8720374105A	8720374105A
13	Kit mancal	Rolamento 6310 C3 Rolamento 6010 C3 Retentor 40X52X7 Paraf. S. M6X30 O-Ring 2248 Porca KM10 Arruela de trava MB10 Paraf. Torx M6X35 Arruela lisa M12 Suporte mancal Chaveta rotor 1/4X32mm Chaveta L55XB10XH8 Indicador nível óleo Paraf. M12X35 Kit corpo mancal Tampa mancal Eixo mancal Grade mancal	1 1 2 3 1 1 1 1 1 1 1 1 1 1 1 1 1 1 1 2	1 1 2 3 1 1 1 1 1 1 1 1 1 1 1 1 1 1 2	8730012115A	8730012115A	8730012115A	8730012115A
14	Bujão 1/4 NPT	-	6	1	8720035103A	8720035103A	8720035103A	8720035103A
15	Indicador nível de óleo	-	1	-	8720088101A	8720088101A	8720088101A	8720088101A
16	Kit corpo mancal	Corpo mancal Bujão 1/4 NPT Indicador nível óleo	1 2 1	1 2 1	8701501501A	8701501501A	8701501501A	8701501501A
17	Kit paraf. Torx M6X35	-	4	4	8720585101A	8720585101A	8720585101A	8720585101A
18	Kit grade mancal	Grade mancal Paraf. Torx M6X35	2 4	2 4	8720511101A	8720511101A	8720511101A	8720511101A
19	Kit parafuso M12x45	Parafuso M12x45 Arruela M12	8 8	5 5	8720276111A	8720276111A	8720276111A	8720276111A
20	Kit tampa pressão	Tampa pressão Anel desgaste 149X165X14	1 1	1 1	8700459501A	8700459501A	8700459501A	8700459501A
21	Anel desgaste 149X165X14mm	-	2	1	8700301101A	8700301101A	8700301101A	8700301101A
22	Junta 236X227X0.8mm	-	1	-	8720489101A	8720489101A	8720489101A	8720489101A
23	Selo mecânico 1 3/4 T21 BUNA	-	1	-	8720182101A	8720182101A	8720182101A	8720182101A
24	Kit bucha selo	Bucha selo Junta 51x32x0.4	1 1	1 1	8720524101A	8720524101A	8720524101A	8720524101A
25	Junta 51x32x0.4	-	1	-	8720489104A	8720489104A	8720489104A	8720489104A
26	Rotor FE	-	1	-	8700438103A	8700438104A	8700438105A	8700438106A
27	Kit caracol	Caracol Bujão 1/4 NPT Anel desgaste 149X165X14	1 4 1	1 4 1	8700427501A	8700427501A	8700427501A	8700427501A
<b>Diâmetro do rotor (mm)</b>					<b>166</b>	<b>174</b>	<b>180</b>	<b>188</b>



# COMPONENTES DO PRODUTO

125-100-200



Item	Descrição	Composição do Kit	Quant. de peças utilizadas no produto	Quant. de peças contidas em cada caixa do kit	125-100-200 RT180	125-100-200 RT193	125-100-200 RT206	125-100-200 RT219
1	Kit fixação suporte mancal	Parafuso M12x35	1	1	8720067501A	8720067501A	8720067501A	8720067501A
		Arruela M12	1	1				
		Suporte mancal	1	1				
2	Kit parafuso M6x30	-	5	3	8720276110A	8720276110A	8720276110A	8720276110A
3	Kit tampa mancal	Tampa mancal	1	1	8701502501A	8701502501A	8701502501A	8701502501A
		Parafuso M6x30	3	3				
4	Kit retentor 40x52x7	-	2	2	8720158108A	8720158108A	8720158108A	8720158108A
5	O-Ring 2248	-	1	-	8720114127A	8720114127A	8720114127A	8720114127A
6	Kit fixação rolamento	Arruela de trava MB10	1	1	8720015108A	8720015108A	8720015108A	8720015108A
		Porca KM10	1	1				
7	Rolamento 6310 C3	-	1	-	8720374104A	8720374104A	8720374104A	8720374104A
8	Chaveta L55XB10XH8	-	1	-	8720494101A	8720494101A	8720494101A	8720494101A
9	Kit eixo	Chaveta rotor 1/4X30mm	1	1	8720453104A	8720453104A	8720453104A	8720453104A
		Chaveta L55XB10XH8	1	1				
		Paraf. fix. rotor 1/2X30mm	1	1				
		Junta 43x31x2mm	1	1				
		Eixo mancal	1	1				
10	Chaveta rotor 1/4X32mm	-	1	-	8723065108A	8723065108A	8723065108A	8723065108A
11	Kit paraf. fix. rotor	Paraf. fix. rotor 1/2X30mm	1	1	8720528101A	8720528101A	8720528101A	8720528101A
		Junta 43x31x2mm	1	1				
12	Rolamento NUP2208ET	-	1	-	8720604101A	8720604101A	8720604101A	8720604101A
13	Kit mancal	Rolamento NUP2208ET	1	1	8730012125A	8730012125A	8730012125A	8730012125A
		Rolamento 6310 C3	1	1				
		Retentor 40X52X7	2	2				
		Paraf.S.M6X30	3	3				
		O-Ring 2248	1	1				
		Porca KM10	1	1				
		Arruela de trava MB10	1	1				
		Paraf.Torx M6X35	4	4				
		Arruela lisa M12	1	1				
		Suporte mancal	1	1				
		Chaveta rotor 1/4X30mm	1	1				
		Chaveta L55XB10XH8	1	1				
		Indicador nível óleo	1	1				
		Paraf.M12X35	1	1				
Kit corpo mancal	1	1						
Tampa mancal	1	1						
Eixo mancal	1	1						
Grade mancal	2	2						
14	Bujão 1/4 NPT	-	6	1	8720035103A	8720035103A	8720035103A	8720035103A
15	Indicador nível de óleo	-	1	-	8720088101A	8720088101A	8720088101A	8720088101A
16	Kit corpo mancal	Corpo mancal	1	1	8701501501A	8701501501A	8701501501A	8701501501A
		Bujão 1/4 NPT	2	2				
		Indicador nível óleo	1	1				
17	Kit paraf.Torx M6X35	-	4	4	8720585101A	8720585101A	8720585101A	8720585101A
18	Kit grade mancal	Grade mancal	2	2	8720511101A	8720511101A	8720511101A	8720511101A
		Paraf.Torx M6X35	4	4				
19	Kit parafuso M12x45	Parafuso M12x45	8	5	8720276111A	8720276111A	8720276111A	8720276111A
		Arruela M12	8	5				
20	Kit tampa pressão	Tampa pressão	1	1	8700453501A	8700453501A	8700453501A	8700453501A
		Anel desgaste 185X160X12	1	1				
21	Anel desgaste 185X160X12	-	2	1	8700443101A	8700443101A	8700443101A	8700443101A
22	Junta 236X227X0.8mm	-	1	-	8720489101A	8720489101A	8720489101A	8720489101A
23	Selo mecânico 1 3/4 T21 BUNA	-	1	-	8720182101A	8720182101A	8720182101A	8720182101A
24	Kit bucha selo	Bucha selo	1	1	8720524101A	8720524101A	8720524101A	8720524101A
		Junta 51x32x0.4	1	1				
25	Junta 51x32x0.4	-	1	-	8720489104A	8720489104A	8720489104A	8720489104A
26	Rotor FE	-	1	-	8700439105A	8700439104A	8700439103A	8700439102A
27	Kit caracol	Caracol	1	1	8700428501A	8700428501A	8700428501A	8700428501A
		Bujão 1/4 NPT	4	4				
		Anel desgaste 185X160X12	1	1				
<b>Diâmetro do rotor (mm)</b>					<b>180</b>	<b>193</b>	<b>206</b>	<b>219</b>

\*Para opções de Selo Mecânico, consulte a página 66.

## OPÇÕES DE SELO MECÂNICO

Descrição	Quantidade de Peças utilizadas no produto	Quantidade de Peças contidas em cada caixa do Kit	Código
Selo Mecânico 1 3/4" T21 EPDM	1	1	8720182106A
Selo Mecânico 1 3/4" T21 VITON	1	1	8720182105A
Selo Mecânico 1 3/4" T21 SIC-BUNA	1	1	8720182102A
Selo Mecânico 1 3/4" T21 SIC-EPDM	1	1	8720182103A
Selo Mecânico 1 3/4" T21 SIC-VITON	1	1	8720182104A

**INFORMAÇÕES PARA PEDIDO - MODELOS MANCAIS**

Modelo	Ø Sucção (pol)	Ø Recalque (pol)	Ø Rotor (mm)	Bomba Mancalizada
				Código
050-032-160	2"	1 1/4"	130	87239925-00
	2"	1 1/4"	137	87239924-00
	2"	1 1/4"	150	87239923-00
	2"	1 1/4"	163	87239922-00
050-032-200	2"	1 1/4"	171	87239930-00
	2"	1 1/4"	187	87239929-00
	2"	1 1/4"	195	87239928-00
	2"	1 1/4"	211	87239927-00
065-040-125F	2 1/2"	1 1/2"	110	87131634-00
	2 1/2"	1 1/2"	120	87131633-00
	2 1/2"	1 1/2"	130	87131632-00
	2 1/2"	1 1/2"	139	87131631-00
065-040-160F	2 1/2"	1 1/2"	125	87131635-00
	2 1/2"	1 1/2"	138	87131636-00
	2 1/2"	1 1/2"	150	87131637-00
	2 1/2"	1 1/2"	159	87131638-00
	2 1/2"	1 1/2"	174	87132101-00
065-040-200F	2 1/2"	1 1/2"	166	87131505-00
	2 1/2"	1 1/2"	177	87131506-00
	2 1/2"	1 1/2"	189	87131507-00
	2 1/2"	1 1/2"	201	87131508-00
	2 1/2"	1 1/2"	212	87131509-00
065-040-250F	2 1/2"	1 1/2"	212	87130843-00
	2 1/2"	1 1/2"	225	87130842-00
	2 1/2"	1 1/2"	246	87130841-00
	2 1/2"	1 1/2"	260	87130840-00
080-050-125F	3"	2"	114	87131642-00
	3"	2"	120	87131641-00
	3"	2"	130	87131640-00
	3"	2"	139	87131639-00
080-050-160F	3"	2"	130	87131546-00
	3"	2"	139	87131547-00
	3"	2"	147	87131548-00
	3"	2"	158	87131549-00
	3"	2"	174	87131550-00
080-050-200F	3"	2"	177	87130832-00
	3"	2"	187	87130831-00
	3"	2"	206	87130830-00
	3"	2"	219	87130829-00
080-050-250F	3"	2"	197	87132200-00
	3"	2"	217	87130838-00
	3"	2"	232	87130837-00
	3"	2"	247	87130836-00
	3"	2"	260	87130835-00

**INFORMAÇÕES PARA PEDIDO - MODELOS MANCAIS**

Modelo	Ø Sucção (pol)	Ø Recalque (pol)	Ø Rotor (mm)	Bomba Mancalizada
				Código
100-065-125	4"	2 1/2"	112	87131581-00
	4"	2 1/2"	119	87131582-00
	4"	2 1/2"	125	87131583-00
	4"	2 1/2"	132	87131584-00
	4"	2 1/2"	143	87131585-00
100-065-160F	4"	2 1/2"	131	87131622-00
	4"	2 1/2"	136	87131623-00
	4"	2 1/2"	150	87131624-00
	4"	2 1/2"	158	87131625-00
	4"	2 1/2"	171	87131626-00
	4"	2 1/2"	174	87131627-00
100-065-200F	4"	2 1/2"	162	87130849-00
	4"	2 1/2"	172	87131475-00
	4"	2 1/2"	191	87130848-00
	4"	2 1/2"	206	87130847-00
	4"	2 1/2"	219	87130846-00
100-065-250F	4"	2 1/2"	211	87130853-00
	4"	2 1/2"	225	87130852-00
	4"	2 1/2"	240	87130851-00
	4"	2 1/2"	260	87130850-00
125-080-160F	5"	3"	138	87131646-00
	5"	3"	156	87131645-00
	5"	3"	168	87131644-00
	5"	3"	174	87131643-00
125-080-200F	5"	3"	178	87131650-00
	5"	3"	189	87131649-00
	5"	3"	207	87131648-00
	5"	3"	219	87131647-00
125-080-250F	5"	3"	216	87131656-00
	5"	3"	231	87131655-00
	5"	3"	243	87131654-00
	5"	3"	256	87131653-00
	5"	3"	269	87131652-00
125-100-160F	5"	4"	166	87131658-00
	5"	4"	174	87131659-00
	5"	4"	180	87131660-00
	5"	4"	188	87131661-00
125-100-200F	5"	4"	180	87131665-00
	5"	4"	193	87131664-00
	5"	4"	206	87131663-00
	5"	4"	219	87131662-00

## INFORMAÇÕES PARA PEDIDO - KIT CONTRAFLANGES

Descrição	Modelos de Motobombas	Ø Sucção	Ø Recalque	Class (Lb)	Código
Kit Contraflange 050-032	050-032-160	2"	1 1/4"	125	87132430-00
	050-032-200				
Kit Contraflange 065-040	065-040-125	2 1/2"	1 1/2"	250	87132181-00
	065-040-160				
	065-040-200				
Kit Contraflange 065-040	065-040-250	2 1/2"	1 1/2"	250	87132182-00
Kit Contraflange 080-050	080-050-125	3	2	125	87132183-00
	080-050-160				
	080-050-200				
Kit Contraflange 080-050	080-050-250	3	2	250	87132184-00
Kit Contraflange 100-065	100-065-125	4	2 1/2"	125	87132185-00
	100-065-160				
	100-065-200				
Kit Contraflange 100-065	100-065-250	4	2 1/2"	250	87132186-00
Kit Contraflange 125-080	125-080-160	5	3	125	87132187-00
	125-080-200				
Kit Contraflange 125-080	125-080-250	5	3	250	87132188-00
Kit Contraflange 125-100	125-100-160	5	4	125	87132189-00
	125-100-200				

## INFORMAÇÕES PARA PEDIDO - KIT ACOPLAMENTO

Carcaça Motor	2P (cv)	4P (cv)	Modelos de Mancal	Descrição	Código
90S A 90L	3 a 4	2 a 3	050-032-160 050-032-200 065-040-125 065-040-200 080-050-125 080-050-160 080-050-200	Kit Acoplamento 25I 24x24mm	87132313-00
100L A 112M	5 a 7,5	4 a 7,5		Kit Acoplamento 25I 24x28mm	87132314-00
132S A 132ML	10 a 15	10 a 15		Kit Acoplamento 25I 24x38mm	87132315-00
160M A 160L	20 a 30	20 a 25		Kit Acoplamento 35NI 24x42mm	87132316-00
180M A 180L	-	30		Kit Acoplamento 35NI 24x48mm	87132317-00
200 e 225	40 a 50	-		Kit Acoplamento 50NI 24x55mm	87132319-00
225 e 250	60 a 75	-		Kit Acoplamento 50NI 24x60mm	87132320-00
250 e 280	100	-		Kit Acoplamento 50NI 24x65mm	87132318-00
250 e 280	175	-		Kit Acoplamento 70NI 24x65mm	87132321-00
280 e 315	125 A 150	-		Kit Acoplamento 70NI 24X75mm	87132322-00
315	175	-	Kit Acoplamento 70NI 24x80mm	87132323-00	
90S A 90L	3 a 4	2 a 3	065-040-250 080-050-250 100-065-125 100-065-160 100-065-200 100-065-250 125-080-160 125-080-200 125-080-250 125-100-160 125-100-200	Kit Acoplamento 25I 32x24mm	87132325-00
100L A 112M	5 a 7,5	4 a 7,5		Kit Acoplamento 25I 32x28mm	87132326-00
132S A 132ML	10 a 15	10 a 15		Kit Acoplamento 25I 32x38mm	87132327-00
160M A 160L	20 a 30	20 a 25		Kit Acoplamento 35NI 32x42mm	87132328-00
180M A 180L	-	30		Kit Acoplamento 35NI 32x48mm	87132329-00
200 e 225	40 a 50	-		Kit Acoplamento 50NI 32x55mm	87132330-00
225 e 250	60 a 75	-		Kit Acoplamento 50NI 32x60mm	87132331-00
250 e 280	100	-		Kit Acoplamento 50NI 32x65mm	87132332-00
250	175	-		Kit Acoplamento 70NI 32x65mm	87132333-00
280 e 315	125, 150	-		Kit Acoplamento 70NI 32x75mm	87132334-00
315	175	-		Kit Acoplamento 70NI 32x80mm	87132324-00

## INFORMAÇÕES PARA PEDIDO - KIT CHUMBADORES

Código do Kit	Descrição do Kit	Número da Base
87132335-00	Kit Chumb 5/8" x 5" ZB	CB2 a CB3
87132336-00	Kit Chumb 3/4" x 4.1/2" ZB	CB4 a CB6
87132337-00	Kit Chumb 1" x 6" ZB	CB7 a CB10



**Suporte Técnico**  
**0800 648 0200**  
**atecbrasil@fele.com**



**Franklin Electric**

franklinwater.com.br

**Franklin Electric Indústria de Motobombas S.A.**

Rua Hans Dieter Schmidt, 1501 - Zona Industrial Norte

CEP 89219-504 - **Joinville** - SC - Brasil

Fone: 47 3204-5000

**vendasjoinville@fele.com**

Imagens de caráter ilustrativo.  
As informações poderão sofrer alterações sem prévio aviso, de acordo com a evolução tecnológica.

---

**FILIAIS:**

---

**Ananindeua - PA**  
Fone: 91 3182-0100  
**vendasbelem@fele.com**

**Aparecida de Goiânia - GO**  
Fone: 62 3625-0500  
**vendasgoiania@fele.com**

**Contagem - MG**  
Fone: 31 3768-5555  
**vendascontagem@fele.com**

**Cotia - SP**  
Fone: 11 4130-1799  
**vendassaopaulo@fele.com**

**Feira de Santana - BA**  
Fone: 0800 648 0100 (opção 2)  
**vendasbahia@fele.com**

**Monte Azul Paulista - SP**  
Fone: 17 3361-9101  
**vendasleao@fele.com**

**Recife - PE**  
Fone: 81 3447-5350  
**vendasrecife@fele.com**

**Teresina - PI**  
Fone: 86 2107-5200  
**vendasteresina@fele.com**